

**Institution: Florida Agricultural and Mechanical University  
(133650)**

**User ID: P1336501**

### Completions Overview

Welcome to the IPEDS Completions survey component. The Completions component is one of several IPEDS components that is conducted during the Fall data collection period. It collects the number of degrees and certificates awarded by field of study, level of award, race/ethnicity, and gender. The reporting period for the Completions component is during the 12-month time period beginning July 1 of the previous calendar year and ending June 30 of the current calendar year; therefore, for this year's Completions component, the reporting period is between July 1, 2014 and June 30, 2015. The Completions component is also collecting the number of students (e.g., completers) who earned awards between July 1, 2014 and June 30, 2015.

#### Completions Common Errors

Some common completions component errors include the following:

- Including award levels on your current year Completions that were not reported on your previous year's (PY) Institutional Characteristics (IC). [Award levels in the PY IC component cannot be changed; therefore, contact the IPEDS Help Desk at 1-877-225-2568 if you need assistance.]
- Forgetting to select CIP codes for new programs of study that are offered by the institution, but do not have completions for the reporting period.
- Forgetting to enter in zero in at least one of the cells for CIP codes that do not have completions.

#### Recent Changes

- The following question on **distance education** has been added to the bottom of each individual "CIP Data" screen:  
"Is this program offered as a distance education program?"
- The following two screens, which collect data specifically on students were added to this component, beginning in the 2013-14 survey year:
  - **"All Completers"** - Collects the number of students who earned an award between July 1, 2014 and June 30, 2015 by gender and race/ethnicity. (The intent of this screen is to collect an **unduplicated count** of total numbers of completers.)
  - **"Completers by Level"** - Collects the number of students who earned an award between July 1, 2014 and June 30, 2015 by award level and 1) by gender; 2) by race/ethnicity; and 3) by age.
- The definition for Post-baccalaureate Certificate has changed slightly for the 2015-16 collection. The new definition is as follows: **An award that requires completion of an organized program of study beyond the bachelor's. It is designed for persons who have completed a baccalaureate degree, but does not meet the requirements of a master's degree.**

**NOTE: Even though Teacher Preparation certificate programs may require a bachelor's degree for admission, they are considered sub-baccalaureate undergraduate programs, and students in these programs are undergraduate students.**

#### General Information

CIP Codes:

The [CIP 2010 Website](#) includes a list of new CIP codes, a list of deleted CIP codes, a list of moved CIP Codes, and an online crosswalk of the 2000 CIP and 2010 CIP.

The Resources Page of the CIP 2010 website contains many valuable resources including:

- CIP 2010 Manual and copies of previous editions of the CIP Manual
- Crosswalk between the 2000 CIP codes and the 2010 CIP codes in Excel format

Keep in mind that some information provided by institutions on the Completions component appear in the [College Navigator](#), which is a major tool used by consumers searching for information about postsecondary education. It is therefore vitally important that you include accurate information about your institution.

Survey materials can be downloaded using the following link: [Survey Materials](#).

The prior year revision system can be accessed using the following link: [Prior Year Revision System](#)







CIPCODE	Award Level	Major	Gender	Non Resident Alien	Hispanic / Latino	American Indian or Alaska Native	Asian	Black or African American	Native Hawaiian or Other Pacific Islander	White	Two or more Races	Race/ ethnicity unknown	Total	distance education program	
14.1901 Mechanical Engineering	17 - Doctor's degree - research / scholarship	1	Total	0	0	0	0	1	0	0	0	0	1	No	
			Men	0	0	0	0	0	0	0	0	0	0		
			Women	0	0	0	0	0	0	0	0	0	0	0	
			Total	0	0	0	0	0	0	0	0	0	0	0	No
14.3501 Industrial Engineering	5 - Bachelor's degree	1	Men	0	0	0	0	4	0	0	0	0	4		
			Women	0	0	0	0	3	0	0	0	0	3		
			Total	0	0	0	0	7	0	0	0	0	7	No	
14.3501 Industrial Engineering	7 - Master's degree	1	Men	1	0	0	0	0	0	0	0	0	1		
			Women	0	0	0	0	0	0	0	0	0	0		
			Total	1	0	0	0	0	0	0	0	0	1	No	
15.0303 Electrical, Electronic and Communications Engineering Technology/Technician	5 - Bachelor's degree	1	Men	0	0	0	0	4	0	0	0	0	4		
			Women	0	0	0	0	2	0	0	0	0	2		
			Total	0	0	0	0	6	0	0	0	0	6	No	
15.1001 Construction Engineering Technology/Technician	5 - Bachelor's degree	1	Men	1	0	0	0	7	0	0	0	0	8		
			Women	0	1	0	0	4	0	0	0	0	5		
			Total	1	1	0	0	11	0	0	0	0	13	No	
22.0101 Law	18 - Doctor's degree - professional practice	1	Men	0	13	0	0	25	0	28	0	0	66		
			Women	0	9	1	5	59	0	12	0	0	86		
			Total	0	22	1	5	84	0	40	0	0	152	No	
23.0101 English Language and Literature, General	5 - Bachelor's degree	1	Men	0	0	0	0	6	0	0	0	0	6		
			Women	1	0	0	0	11	0	0	0	0	12		
			Total	1	0	0	0	17	0	0	0	0	18	No	
24.0101 Liberal Arts and Sciences/Liberal Studies	3 - Associate's degree	1	Men	0	0	0	0	14	0	0	0	0	14		
			Women	0	0	0	0	53	0	0	0	0	53		
			Total	0	0	0	0	67	0	0	0	0	67	No	
26.0101 Biology/Biological Sciences, General	5 - Bachelor's degree	1	Men	0	0	0	0	17	0	0	0	0	17		
			Women	2	2	1	0	41	0	0	0	0	46		
			Total	2	2	1	0	58	0	0	0	0	63	No	
26.0101 Biology/Biological Sciences, General	7 - Master's degree	1	Men	0	0	0	0	2	0	0	0	0	2		
			Women	0	0	0	1	3	0	0	0	0	4		
			Total	0	0	0	1	5	0	0	0	0	6	No	
26.0101 Biology/Biological Sciences, General	5 - Bachelor's degree	2	Men	0	0	0	0	0	0	0	0	0	0		
			Women	0	0	0	0	2	0	0	0	0	2		
			Total	0	0	0	0	2	0	0	0	0	2	No	
27.0101 Mathematics, General	5 - Bachelor's degree	1	Men	1	0	0	0	2	0	2	0	0	5		
			Women	0	0	0	0	1	0	0	0	0	1		
			Total	1	0	0	0	3	0	2	0	0	6	No	
27.0101 Mathematics, General	5 - Bachelor's degree	2	Men	0	0	0	0	0	0	0	0	0	0		
			Women	0	0	0	0	1	0	0	0	0	1		
			Total	0	0	0	0	1	0	0	0	0	1	No	
30.0000 Multi-/Interdisciplinary Studies, General	5 - Bachelor's degree	1	Men	0	1	0	1	13	0	2	0	0	17		
			Women	0	0	0	0	21	0	0	0	0	21		
			Total	0	1	0	1	34	0	2	0	0	38	No	

CIPCODE	Award Level	Major	Gender	Non Resident Alien	Hispanic / Latino	American Indian or Alaska Native	Asian	Black or African American	Native Hawaiian or Other Pacific Islander	White	Two or more Races	Race/ ethnicity unknown	Total	distance education program
31.0501 Health and Physical Education/Fitness, General	5 - Bachelor's degree	1	Men	0	0	0	0	2	0	1	0	0	3	
			Women	0	0	0	0	0	0	1	0	0	1	
			Total	0	0	0	0	2	0	2	0	0	4	No
31.0504 Sport and Fitness Administration/Management	7 - Master's degree	1	Men	0	0	0	0	4	0	0	0	0	4	
			Women	0	0	0	0	7	0	0	0	0	7	
			Total	0	0	0	0	11	0	0	0	0	11	No
38.9999 Philosophy and Religious Studies, Other	5 - Bachelor's degree	1	Men	0	0	0	0	5	0	0	0	0	5	
			Women	0	0	0	0	4	0	0	0	0	4	
			Total	0	0	0	0	9	0	0	0	0	9	No
40.0501 Chemistry, General	5 - Bachelor's degree	1	Men	0	0	0	0	2	0	0	0	0	2	
			Women	0	0	0	0	5	0	0	0	0	5	
			Total	0	0	0	0	7	0	0	0	0	7	No
40.0501 Chemistry, General	7 - Master's degree	1	Men	0	0	0	0	0	0	0	0	0	0	
			Women	0	0	0	0	2	0	0	0	0	2	
			Total	0	0	0	0	2	0	0	0	0	2	No
40.0501 Chemistry, General	5 - Bachelor's degree	2	Men	0	0	0	0	1	0	0	0	0	1	
			Women	0	0	0	0	0	0	0	0	0	0	
			Total	0	0	0	0	1	0	0	0	0	1	No
40.0801 Physics, General	5 - Bachelor's degree	1	Men	0	0	0	0	2	0	0	0	0	2	
			Women	0	0	0	0	1	0	0	0	0	1	
			Total	0	0	0	0	3	0	0	0	0	3	No
40.0801 Physics, General	7 - Master's degree	1	Men	0	0	0	0	0	0	0	0	0	0	
			Women	0	0	0	0	0	0	0	0	0	0	
			Total	0	0	0	0	0	0	0	0	0	0	No
40.0801 Physics, General	17 - Doctor's degree - research / scholarship	1	Men	0	0	0	0	1	0	0	0	0	1	
			Women	0	0	0	0	2	0	0	0	0	2	
			Total	0	0	0	0	3	0	0	0	0	3	No
42.0101 Psychology, General	5 - Bachelor's degree	1	Men	0	0	0	0	11	0	2	0	0	13	
			Women	0	0	0	1	67	0	1	0	0	69	
			Total	0	0	0	1	78	0	3	0	0	82	No
42.2802 Community Psychology	7 - Master's degree	1	Men	0	0	0	0	3	0	0	0	0	3	
			Women	0	0	0	0	5	0	0	0	0	5	
			Total	0	0	0	0	8	0	0	0	0	8	No
42.2805 School Psychology	8 - Post-Master's certificates	1	Men	0	0	0	0	0	0	0	0	0	0	
			Women	0	0	0	0	1	0	0	0	0	1	
			Total	0	0	0	0	1	0	0	0	0	1	No
43.0104 Criminal Justice/Safety Studies	5 - Bachelor's degree	1	Men	0	2	0	1	87	0	1	0	0	91	
			Women	0	0	0	0	88	0	0	0	0	88	
			Total	0	2	0	1	175	0	1	0	0	179	No
44.0701 Social Work	5 - Bachelor's degree	1	Men	0	0	0	0	14	0	0	0	0	14	
			Women	0	0	0	0	64	0	1	1	0	66	
			Total	0	0	0	0	78	0	1	1	0	80	No
44.0701 Social Work	7 - Master's degree	1	Men	0	0	0	0	1	0	0	0	0	1	
			Women	0	0	0	1	10	0	0	0	0	11	
			Total	0	0	0	1	11	0	0	0	0	12	No

CIPCODE	Award Level	Major	Gender	Non Resident Alien	Hispanic / Latino	American Indian or Alaska Native	Asian	Black or African American	Native Hawaiian or Other Pacific Islander	White	Two or more Races	Race/ ethnicity unknown	Total	distance education program	
45.0101 Social Sciences, General	7 - Master's degree	1	Men	0	0	0	0	16	0	0	0	0	16		
			Women	0	0	0	0	28	0	0	0	0	28		
			Total	0	0	0	0	44	0	0	0	0	0	44	No
45.0601 Economics, General	5 - Bachelor's degree	1	Men	0	0	0	0	7	0	1	0	0	8		
			Women	0	0	0	0	1	0	0	0	0	0	1	
			Total	0	0	0	0	8	0	1	0	0	0	9	No
45.1001 Political Science and Government, General	5 - Bachelor's degree	1	Men	1	0	0	0	25	0	0	0	0	26		
			Women	0	0	0	0	21	0	0	0	0	21		
			Total	1	0	0	0	46	0	0	0	0	0	47	No
45.1001 Political Science and Government, General	5 - Bachelor's degree	2	Men	0	0	0	0	0	0	0	0	0	0		
			Women	0	0	0	0	0	0	0	0	0	0		
			Total	0	0	0	0	0	0	0	0	0	0	0	No
45.1101 Sociology	5 - Bachelor's degree	1	Men	0	0	0	0	21	0	0	0	0	21		
			Women	0	0	0	0	22	0	1	0	0	0	23	
			Total	0	0	0	0	43	0	1	0	0	0	44	No
50.0409 Graphic Design	5 - Bachelor's degree	1	Men	0	0	0	0	13	0	1	0	0	14		
			Women	0	0	0	0	9	0	0	0	0	0	9	
			Total	0	0	0	0	22	0	1	0	0	0	23	No
50.0501 Drama and Dramatics/Theatre Arts, General	5 - Bachelor's degree	1	Men	0	0	0	0	4	0	0	0	0	4		
			Women	0	0	0	0	6	0	0	0	0	0	6	
			Total	0	0	0	0	10	0	0	0	0	0	10	No
50.0702 Fine/Studio Arts, General	5 - Bachelor's degree	1	Men	0	0	0	0	2	0	0	0	0	2		
			Women	0	1	0	0	3	0	0	0	0	0	4	
			Total	0	1	0	0	5	0	0	0	0	0	6	No
50.0901 Music, General	5 - Bachelor's degree	1	Men	0	0	0	0	9	0	0	0	0	9		
			Women	0	0	0	0	6	0	0	0	0	0	6	
			Total	0	0	0	0	15	0	0	0	0	0	15	No
51.0000 Health Services/Allied Health/Health Sciences, General	5 - Bachelor's degree	1	Men	0	1	0	0	53	0	2	0	0	56		
			Women	0	0	0	0	129	0	4	0	0	133		
			Total	0	1	0	0	182	0	6	0	0	0	189	No
51.0701 Health/Health Care Administration/Management	5 - Bachelor's degree	1	Men	0	0	0	0	15	0	0	0	0	15		
			Women	0	0	0	0	52	0	0	0	0	52		
			Total	0	0	0	0	67	0	0	0	0	0	67	No
51.0701 Health/Health Care Administration/Management	7 - Master's degree	1	Men	0	0	0	0	3	0	0	0	0	3		
			Women	0	0	0	0	5	0	0	0	0	0	5	
			Total	0	0	0	0	8	0	0	0	0	0	8	No
51.0701 Health/Health Care Administration/Management	5 - Bachelor's degree	2	Men	0	0	0	0	0	0	0	0	0	0		
			Women	0	0	0	0	0	0	0	0	0	0	0	
			Total	0	0	0	0	0	0	0	0	0	0	0	No
51.0706 Health Information/Medical Records Administration/Administrator	5 - Bachelor's degree	1	Men	0	0	0	0	4	0	0	0	0	4		
			Women	0	0	1	0	15	0	1	0	0	17		
			Total	0	0	1	0	19	0	1	0	0	0	21	No
51.0908	5 - Bachelor's degree	1	Men	0	1	0	0	4	0	0	0	0	5		
			Women	0	0	0	0	16	0	0	0	0	0	16	

CIPCODE	Award Level	Major	Gender	Non Resident Alien	Hispanic / Latino	American Indian or Alaska Native	Asian	Black or African American	Native Hawaiian or Other Pacific Islander	White	Two or more Races	Race/ ethnicity unknown	Total	distance education program
Respiratory Care Therapy/Therapist			Total	0	1	0	0	20	0	0	0	0	21	No
51.0908 Respiratory Care Therapy/Therapist	5 - Bachelor's degree	2	Men	0	0	0	0	0	0	0	0	0	0	
			Women	0	0	0	0	0	0	0	0	0	0	
			Total	0	0	0	0	0	0	0	0	0	0	No
51.2001 Pharmacy	18 - Doctor's degree - professional practice	1	Men	0	2	0	4	35	0	7	0	0	48	
			Women	1	1	2	13	77	0	7	1	0	102	
			Total	1	3	2	17	112	0	14	1	0	150	No
51.2099 Pharmacy, Pharmaceutical Sciences, and Administration, Other	7 - Master's degree	1	Men	0	0	0	0	0	0	0	0	0	0	
			Women	0	0	0	0	0	0	0	0	0	0	
			Total	0	0	0	0	0	0	0	0	0	0	No
51.2099 Pharmacy, Pharmaceutical Sciences, and Administration, Other	17 - Doctor's degree - research / scholarship	1	Men	0	0	0	0	0	0	0	0	0	0	
			Women	0	0	0	0	5	0	0	0	0	5	
			Total	0	0	0	0	5	0	0	0	0	5	No
51.2201 Public Health, General	7 - Master's degree	1	Men	0	0	0	0	4	0	0	0	0	4	
			Women	0	0	0	0	18	0	0	0	0	18	
			Total	0	0	0	0	22	0	0	0	0	22	Yes
51.2201 Public Health, General	17 - Doctor's degree - research / scholarship	1	Men	0	0	0	0	1	0	0	0	0	1	
			Women	0	0	0	0	5	0	0	0	0	5	
			Total	0	0	0	0	6	0	0	0	0	6	No
51.2306 Occupational Therapy/Therapist	7 - Master's degree	1	Men	0	0	0	0	3	0	0	0	0	3	
			Women	0	0	0	0	23	0	1	0	0	24	
			Total	0	0	0	0	26	0	1	0	0	27	No
51.2308 Physical Therapy/Therapist	18 - Doctor's degree - professional practice	1	Men	0	0	0	0	10	0	0	0	0	10	
			Women	0	0	0	0	19	0	1	0	0	20	
			Total	0	0	0	0	29	0	1	0	0	30	No
51.3801 Registered Nursing/Registered Nurse	5 - Bachelor's degree	1	Men	0	0	0	0	6	0	0	0	0	6	
			Women	0	1	0	1	59	0	8	0	0	69	
			Total	0	1	0	1	65	0	8	0	0	75	No
51.3801 Registered Nursing/Registered Nurse	7 - Master's degree	1	Men	0	0	0	0	0	0	0	0	0	0	
			Women	0	0	0	0	11	0	0	0	0	11	
			Total	0	0	0	0	11	0	0	0	0	11	Yes
52.0201 Business Administration and Management, General	5 - Bachelor's degree	1	Men	1	1	0	0	71	0	2	0	0	75	
			Women	1	1	0	0	82	0	0	0	0	84	
			Total	2	2	0	0	153	0	2	0	0	159	No
52.0201 Business Administration and Management, General	7 - Master's degree	1	Men	1	0	0	0	25	0	0	0	0	26	
			Women	0	0	0	0	21	0	0	0	0	21	
			Total	1	0	0	0	46	0	0	0	0	47	Yes
52.0201 Business Administration and Management, General	5 - Bachelor's degree	2	Men	0	0	0	0	0	0	0	0	0	0	
			Women	0	0	0	0	0	0	0	0	0	0	
			Total	0	0	0	0	0	0	0	0	0	0	No
52.0301 Accounting	5 - Bachelor's degree	1	Men	0	0	0	0	18	0	0	0	0	18	
			Women	0	0	0	0	27	0	0	0	0	27	



CIPCODE	Award Level	Major	Gender	Non Resident Alien	Hispanic / Latino	American Indian or Alaska Native	Asian	Black or African American	Native Hawaiian or Other Pacific Islander	White	Two or more Races	Race/ ethnicity unknown	Total	distance education program	
			Total	0	0	0	0	45	0	0	0	0	45	No	
54.0101	5 - Bachelor's degree	1	Men	0	1	0	0	8	0	0	0	0	9		
History, General			Women	0	0	0	0	4	0	0	0	0	4		
			Total	0	1	0	0	12	0	0	0	0	0	13	No

**Completions: total by first major**

99.0000 Summary Grand Totals	Award Level	Nonresident alien	Hispanic Latino	American Indian or Alaska Native	Asian	Black or African American	Native Hawaiian or Other Pacific Islander	White	Two or more Races	Race/ethnicity unknown	Total	PY Total
<b>Associate's degree</b>	<b>3</b>											
Men		0	0	0	0	14	0	0	0	0	14	34
Women		0	0	0	0	53	0	0	0	0	53	79
<b>Total</b>		0	0	0	0	67	0	0	0	0	67	113
<b>Bachelor's degree</b>	<b>5</b>											
Men		6	9	0	2	534	0	18	0	0	569	601
Women		4	8	2	2	898	0	22	2	0	938	959
<b>Total</b>		10	17	2	4	1432	0	40	2	0	1507	1560
<b>Master's degree</b>	<b>7</b>											
Men		4	2	0	0	69	0	1	0	0	76	92
Women		0	0	0	2	152	0	1	0	0	155	185
<b>Total</b>		4	2	0	2	221	0	2	0	0	231	277
<b>Post-Master's certificates</b>	<b>8</b>											
Men		0	0	0	0	0	0	0	0	0	0	2
Women		0	0	0	0	1	0	0	0	0	1	1
<b>Total</b>		0	0	0	0	1	0	0	0	0	1	3
<b>Doctor's degree - research / scholarship</b>	<b>17</b>											
Men		0	0	0	0	4	0	0	0	0	4	12
Women		0	0	0	0	16	0	1	0	0	17	11
<b>Total</b>		0	0	0	0	20	0	1	0	0	21	23
<b>Doctor's degree - professional practice</b>	<b>18</b>											
Men		0	15	0	4	70	0	35	0	0	124	130
Women		1	10	3	18	155	0	20	1	0	208	182
<b>Total</b>		1	25	3	22	225	0	55	1	0	332	312

Grand Total Men		10	26	0	6	691	0	54	0	0	787	871
Grand Total Women		5	18	5	22	1275	0	44	3	0	1372	1417
Grand Total		15	44	5	28	1966	0	98	3	0	2159	2288

PY Grand Total Men		15	17	3	12	760	0	63	1	0		871
PY Grand Total Women		19	27	1	11	1293	0	63	3	0		1417
PY Grand Total		34	44	4	23	2053	0	126	4	0		2288

**Completions: total by second major**

99.0000 Summary Grand Totals	Award Level	Nonresident alien	Hispanic Latino	American Indian or Alaska Native	Asian	Black or African American	Native Hawaiian or Other Pacific Islander	White	Two or more Races	Race/ethnicity unknown	Total	PY Total
<b>Bachelor's degree</b>	<b>5</b>											
Men		0	0	0	0	1	0	0	0	0	1	9
Women		0	0	0	0	3	0	0	0	0	3	13
<b>Total</b>		0	0	0	0	4	0	0	0	0	4	22

Grand Total Men		0	0	0	0	1	0	0	0	0	1	9
Grand Total Women		0	0	0	0	3	0	0	0	0	3	13
Grand Total		0	0	0	0	4	0	0	0	0	4	22

PY Grand Total Men		0	0	0	0	9	0	0	0	0		9
PY Grand Total Women		1	0	0	0	12	0	0	0	0		13
PY Grand Total		1	0	0	0	21	0	0	0	0		22

## All Completers

Institutions must report the following information. (Some data will be pre-populated from the completions by CIP code data.)

## All Completers

Number of students by gender and race and ethnicity earning an award between July 1, 2014 and June 30, 2015. Count each student only once, regardless of how many awards he/she earned. The intent of this screen is to collect an unduplicated count of total numbers of *completers*.

- Report Hispanic/Latino individuals of any race as Hispanic/Latino
- Report race for non-Hispanic/Latino individuals only

	Men		Women		Total Students
	Number of Students	Total Awards	Number of Students	Total Awards	
<u>Nonresident alien</u>	10	10	5	5	15
<u>Hispanic/Latino</u>	26	26	18	18	44
<u>American Indian or Alaska Native</u>	0	0	5	5	5
<u>Asian</u>	6	6	22	22	28
<u>Black or African American</u>	681	691	1,268	1,275	1,949
<u>Native Hawaiian or Other Pacific Islander</u>	0	0	0	0	0
<u>White</u>	54	54	44	44	98
<u>Two or more races</u>	0	0	3	3	3
<u>Race and ethnicity unknown</u>	0	0	0	0	0
<b>TOTAL</b>	777	787	1,365	1,372	2,142
<b>PY TOTAL</b>	858		1,398		2,256

Completers by Level

Institutions must report the following information. This screen will be shown for each of the following award categories for which completions have been reported:

- Less than 1-year certificates
- At least 1 but less than 4-year certificates
- Associate's degrees
- Bachelor's degrees
- Master's degrees
- Doctor's degrees
- Postbaccalaureate and post-master's certificates

**Associate's degrees**

Number of students by gender, by race and ethnicity, and by age earning this award between July 1, 2014 and June 30, 2015. Each student should be counted once per award level. For example, if a student earned a master's degree and a doctor's degree, he/she should be counted once in master's and once in doctor's. A student earning two master's degrees should be counted only once.

- Report Hispanic/Latino individuals of any race as Hispanic/Latino
- Report race for non-Hispanic/Latino individuals only

	Number of Students	Total Awards
<b>By Gender</b>		
Men	<input type="text" value="14"/>	14
Women	<input type="text" value="53"/>	53
<b>TOTAL</b>	<input type="text" value="67"/>	67
<b>PY TOTAL</b>	<b>113</b>	

**By Race/Ethnicity**

<u>Nonresident alien</u>	<input type="text" value="0"/>	0
<u>Hispanic/Latino</u>	<input type="text" value="0"/>	0
<u>American Indian or Alaska Native</u>	<input type="text" value="0"/>	0
<u>Asian</u>	<input type="text" value="0"/>	0
<u>Black or African American</u>	<input type="text" value="67"/>	67
<u>Native Hawaiian or Other Pacific Islander</u>		0

	<input type="text" value="0"/>	
<u>White</u>	<input type="text" value="0"/>	0
Two or more races	<input type="text" value="0"/>	0
<u>Race and ethnicity unknown</u>	<input type="text" value="0"/>	0
<b>TOTAL</b>	67	67

--	--	--

<b>By Age</b>		
Under 18	<input type="text" value="0"/>	
18-24	<input type="text" value="56"/>	
25-39	<input type="text" value="11"/>	
40 and Above	<input type="text" value="0"/>	
Age Unknown	<input type="text" value="0"/>	
<b>TOTAL</b>	67	67

Completers by Level

Institutions must report the following information. This screen will be shown for each of the following award categories for which completions have been reported:

- Less than 1-year certificates
- At least 1 but less than 4-year certificates
- Associate's degrees
- Bachelor's degrees
- Master's degrees
- Doctor's degrees
- Postbaccalaureate and post-master's certificates

**Bachelor's degrees**

Number of students by gender, by race and ethnicity, and by age earning this award between July 1, 2014 and June 30, 2015. Each student should be counted once per award level. For example, if a student earned a master's degree and a doctor's degree, he/she should be counted once in master's and once in doctor's. A student earning two master's degrees should be counted only once.

- Report Hispanic/Latino individuals of any race as Hispanic/Latino
- Report race for non-Hispanic/Latino individuals only


	Number of Students	Total Awards
<b>By Gender</b>		
Men	<input type="text" value="564"/>	569
Women	<input type="text" value="934"/>	938
<b>TOTAL</b>	1,498	1,507
<b>PY TOTAL</b>	<b>1,547</b>	

**By Race/Ethnicity**

<u>Nonresident alien</u>	<input type="text" value="10"/>	10
<u>Hispanic/Latino</u>	<input type="text" value="17"/>	17
<u>American Indian or Alaska Native</u>	<input type="text" value="2"/>	2
<u>Asian</u>	<input type="text" value="4"/>	4
<u>Black or African American</u>	<input type="text" value="1,423"/>	1,432
<u>Native Hawaiian or Other Pacific Islander</u>	<input type="text" value="0"/>	0

<u>White</u>	<input type="text" value="40"/>	40
Two or more races	<input type="text" value="2"/>	2
<u>Race and ethnicity unknown</u>	<input type="text" value="0"/>	0
<b>TOTAL</b>	1,498	1,507



 **By Age**

Under 18	<input type="text" value="0"/>	
18-24	<input type="text" value="1,054"/>	
25-39	<input type="text" value="414"/>	
40 and Above	<input type="text" value="30"/>	
Age Unknown	<input type="text" value="0"/>	
<b>TOTAL</b>	1,498	1,507



Completers by Level

Institutions must report the following information. This screen will be shown for each of the following award categories for which completions have been reported:

- Less than 1-year certificates
- At least 1 but less than 4-year certificates
- Associate's degrees
- Bachelor's degrees
- Master's degrees
- Doctor's degrees
- Postbaccalaureate and post-master's certificates

**Master's degrees**

Number of students by gender, by race and ethnicity, and by age earning this award between July 1, 2014 and June 30, 2015. Each student should be counted once per award level. For example, if a student earned a master's degree and a doctor's degree, he/she should be counted once in master's and once in doctor's. A student earning two master's degrees should be counted only once.

- Report Hispanic/Latino individuals of any race as Hispanic/Latino
- Report race for non-Hispanic/Latino individuals only


	Number of Students	Total Awards
<b>By Gender</b>		
Men	<input type="text" value="75"/>	76
Women	<input type="text" value="155"/>	155
<b>TOTAL</b>	230	231
<b>PY TOTAL</b>	<b>277</b>	

**By Race/Ethnicity**

<u>Nonresident alien</u>	<input type="text" value="4"/>	4
<u>Hispanic/Latino</u>	<input type="text" value="2"/>	2
<u>American Indian or Alaska Native</u>	<input type="text" value="0"/>	0
<u>Asian</u>	<input type="text" value="2"/>	2
<u>Black or African American</u>	<input type="text" value="220"/>	221
<u>Native Hawaiian or Other Pacific Islander</u>	<input type="text" value="0"/>	0

<u>White</u>	<input type="text" value="2"/>	2
Two or more races	<input type="text" value="0"/>	0
<u>Race and ethnicity unknown</u>	<input type="text" value="0"/>	0
<b>TOTAL</b>	230	231



 **By Age**

Under 18	<input type="text" value="0"/>	
18-24	<input type="text" value="36"/>	
25-39	<input type="text" value="178"/>	
40 and Above	<input type="text" value="16"/>	
Age Unknown	<input type="text" value="0"/>	
<b>TOTAL</b>	230	231

Completers by Level

Institutions must report the following information. This screen will be shown for each of the following award categories for which completions have been reported:

- Less than 1-year certificates
- At least 1 but less than 4-year certificates
- Associate's degrees
- Bachelor's degrees
- Master's degrees
- Doctor's degrees
- Postbaccalaureate and post-master's certificates

**Doctor's degrees**

Number of students by gender, by race and ethnicity, and by age earning this award between July 1, 2014 and June 30, 2015. Each student should be counted once per award level. For example, if a student earned a master's degree and a doctor's degree, he/she should be counted once in master's and once in doctor's. A student earning two master's degrees should be counted only once.

- Report Hispanic/Latino individuals of any race as Hispanic/Latino
- Report race for non-Hispanic/Latino individuals only


	Number of Students	Total Awards
<b>By Gender</b>		
Men	<input type="text" value="128"/>	128
Women	<input type="text" value="225"/>	225
<b>TOTAL</b>	353	353
<b>PY TOTAL</b>	<b>335</b>	

**By Race/Ethnicity**

<u>Nonresident alien</u>	<input type="text" value="1"/>	1
<u>Hispanic/Latino</u>	<input type="text" value="25"/>	25
<u>American Indian or Alaska Native</u>	<input type="text" value="3"/>	3
<u>Asian</u>	<input type="text" value="22"/>	22
<u>Black or African American</u>	<input type="text" value="245"/>	245
<u>Native Hawaiian or Other Pacific Islander</u>	<input type="text" value="0"/>	0

<u>White</u>	<input type="text" value="56"/>	56
Two or more races	<input type="text" value="1"/>	1
<u>Race and ethnicity unknown</u>	<input type="text" value="0"/>	0
<b>TOTAL</b>	<b>353</b>	<b>353</b>



 **By Age**

Under 18	<input type="text" value="0"/>	
18-24	<input type="text" value="47"/>	
25-39	<input type="text" value="274"/>	
40 and Above	<input type="text" value="32"/>	
Age Unknown	<input type="text" value="0"/>	
<b>TOTAL</b>	<b>353</b>	<b>353</b>

Completers by Level

Institutions must report the following information. This screen will be shown for each of the following award categories for which completions have been reported:

- Less than 1-year certificates
- At least 1 but less than 4-year certificates
- Associate's degrees
- Bachelor's degrees
- Master's degrees
- Doctor's degrees
- Postbaccalaureate and post-master's certificates

**Postbaccalaureate and post-master's certificates**

Number of students by gender, by race and ethnicity, and by age earning this award between July 1, 2014 and June 30, 2015. Each student should be counted once per award level. For example, if a student earned a master's degree and a doctor's degree, he/she should be counted once in master's and once in doctor's. A student earning two master's degrees should be counted only once.

- Report Hispanic/Latino individuals of any race as Hispanic/Latino
- Report race for non-Hispanic/Latino individuals only


	Number of Students	Total Awards
<b>By Gender</b>		
Men	<input type="text" value="0"/>	0
Women	<input type="text" value="1"/>	1
<b>TOTAL</b>	<b>1</b>	<b>1</b>
<b>PY TOTAL</b>	<b>3</b>	

**By Race/Ethnicity**

<u>Nonresident alien</u>	<input type="text" value="0"/>	0
<u>Hispanic/Latino</u>	<input type="text" value="0"/>	0
<u>American Indian or Alaska Native</u>	<input type="text" value="0"/>	0
<u>Asian</u>	<input type="text" value="0"/>	0
<u>Black or African American</u>	<input type="text" value="1"/>	1
<u>Native Hawaiian or Other Pacific Islander</u>	<input type="text" value="0"/>	0

<u>White</u>	<input type="text" value="0"/>	0
Two or more races	<input type="text" value="0"/>	0
<u>Race and ethnicity unknown</u>	<input type="text" value="0"/>	0
<b>TOTAL</b>	<b>1</b>	<b>1</b>

--	--	--

 **By Age**

Under 18	<input type="text" value="0"/>	
18-24	<input type="text" value="0"/>	
25-39	<input type="text" value="1"/>	
40 and Above	<input type="text" value="0"/>	
Age Unknown	<input type="text" value="0"/>	
<b>TOTAL</b>	<b>1</b>	<b>1</b>

## Summary

IPEDS collects important information regarding your institution. All data reported in IPEDS survey components become available in the IPEDS Data Center and appear as aggregated data in various Department of Education reports. Additionally, some of the reported data appears specifically for your institution through the College Navigator website and is included in your institution's Data Feedback Report (DFR). The purpose of this summary is to provide you an opportunity to view some of the data that, when accepted through the IPEDS quality control process, will appear on the College Navigator website and/or your DFR. College Navigator is updated approximately three months after the data collection period closes and Data Feedback Reports will be available through the [Data Center](#) and sent to your institution's CEO in November 2016.

Please review your data for accuracy. If you have questions about the data displayed below after reviewing the data reported on the survey screens, please contact the IPEDS Help Desk at: 1-877-225-2568 or [ipedshelp@rti.org](mailto:ipedshelp@rti.org).

## Summary of Completions Data

Award Level	Number of Completions	
	1 <sup>st</sup> major	2 <sup>nd</sup> major
<a href="#">Associate's degree</a>	67	0
<a href="#">Bachelors degree or equivalent</a>	1,507	4
<a href="#">Master's degree</a>	231	0
<a href="#">Post-master's certificate</a>	1	0
<a href="#">Doctor's degree - research/scholarship</a>	21	0
<a href="#">Doctor's degree - professional practice</a>	332	0
Total number of degrees and certificates	2,159	

## Summary of Completers Data

	Number of Students		
	Men	Women	Total
All Completers	777	1,365	2,142

**Completions**

**Florida Agricultural and Mechanical University (133650)**

Source	Description	Severity	Resolved	Options
<b>Global Edits</b>				
Perform Edits	Your institution reported in the prior year Institutional Characteristics survey that it offers undergraduate distance education opportunities (courses and/or programs), but you did not respond "Yes" to the distance education program question for any CIP code (award levels 1 to 5). Please correct your data or explain if your institution does not offer full programs via distance education. (Error #10585)	Explanation	Yes	
Reason:	We only have distance learning courses offered at undergrad level, not degree programs.			
Perform Edits	Current year completions (11) are outside the expected range when compared to completions reported in the prior year (38) for: Men, 2-digit field (4), award level (5). Please correct your data or explain. (Error #10503)	Explanation	Yes	
Reason:	This is verified to be accurate. The base is small so the percentage change doesn't mean much.			
Perform Edits	Current year completions (8) are outside the expected range when compared to completions reported in the prior year (24) for: Women, 2-digit field (4), award level (5). Please correct your data or explain. (Error #10505)	Explanation	Yes	
Reason:	This is verified to be accurate. The base is small so the percentage change doesn't mean much.			
Perform Edits	Current year completions (3) are outside the expected range when compared to completions reported in the prior year (20) for: Men, 2-digit field (13), award level (5). Please correct your data or explain. (Error #10503)	Explanation	Yes	
Reason:	This is verified to be accurate. The base is small so the percentage change doesn't mean much.			
Perform Edits	Current year completions (12) are outside the expected range when compared to completions reported in the prior year (29) for: Men, 2-digit field (15), award level (5). Please correct your data or explain. (Error #10503)	Explanation	Yes	
Reason:	This is verified to be accurate. The base is small so the percentage change doesn't mean much.			
Perform Edits	Current year completions (14) are outside the expected range when compared to completions reported in the prior year (34) for: Men, 2-digit field (24), award level (3). Please correct your data or explain. (Error #10503)	Explanation	Yes	
Reason:	This is verified to be accurate. The base is small so the percentage change doesn't mean much.			
Perform Edits	Current year completions (21) are outside the expected range when compared to completions reported in the prior year (44) for: Women, 2-digit field (52), award level (7). Please correct your data or explain. (Error #10505)	Explanation	Yes	
Reason:	This is verified to be accurate. The base is small so the percentage change doesn't mean much.			
<b>Screen: Completers- Associate's degrees</b>				



Screen Entry	The total number of completers (Men + Women) reported for this award level (67) is outside the expected range when compared to the prior year value. Please correct your data or contact the IPEDS Help Desk for assistance. (Error #10584)	Explanation	Yes	
Reason:	We don't intentionally award associate degrees. The change from 113 last year to 67 this year is purely random and unplanned.			