

Human Resources 2012-13

Institution: Florida Agricultural and Mechanical University (133650)

User ID: P1336501

Overview

Human Resources Overview

Welcome to the IPEDS Human Resources (HR) survey component. This survey collects important information about your institution's faculty and staff.

Recent changes

- New occupational categories replaced the primary function/occupational activity categories previously used in the IPEDS HR survey. The change was required to align the IPEDS HR categories with the 2010 Standard Occupational Classification (SOC) System. For additional information on the IPEDS HR survey and how it relates to the 2010 SOC system, refer to the section of the IPEDS HR instructions called, "Reporting Staff by Occupational Category."
- A few other changes were made to the IPEDS HR survey that is applicable to degree-granting institutions. These changes can be found in the section of the IPEDS HR instructions called, "Changes in Reporting."
- Survey became part of the IPEDS Spring data collection.

Resources:

- The NEW IPEDS HR/SOC Information Center can be found at the following website: <http://nces.ed.gov/ipeds/resource/soc.asp>. (The new center includes, but is not limited to the following links: New (2012-13) IPEDS Occupational Categories and 2010 SOC crosswalk; 2012-13 IPEDS HR survey material; Standard Occupational Classification (SOC) System material; IPEDS HR/SOC Browse Tool; and Web Tutorials.)
- To download the survey materials for this component: [Survey Materials](#)

Data reporting reminders:

- Enter data on each displayed screen. If a screen is not applicable, enter at least one zero in a field on the screen.
- Report staff members difficult to categorize in the "Human Resources Survey Evaluation" box at the end of the survey.

You must enter data on each displayed screen. If a screen is not applicable, you must enter at least one zero in a field on the screen.

To access your prior year data submission for this component: [Reported Data](#)

If you have questions about completing this survey, please contact the **IPEDS Help Desk at 1-877-225-2568**.

Human Resources Screening Questions

Does your institution have any part-time staff?

If you answer **Yes** to this question, you will be provided the screens to report part-time staff.

| | | |
|--|--------------------------------------|--------------------------|
| | <input checked="" type="radio"/> Yes | <input type="radio"/> No |
|--|--------------------------------------|--------------------------|

Does your institution have 15 or more full-time staff?

| | | |
|--|--------------------------------------|--------------------------|
| | <input checked="" type="radio"/> Yes | <input type="radio"/> No |
|--|--------------------------------------|--------------------------|

Do ALL of the instructional staff at your institution fall into any of the following categories?

If you answer **Yes** to any of the questions below, the full-time instructional staff screens of **Part G** are **NOT** applicable to your institution and you will **NOT** be required to report data for the full-time instructional staff screens of **Part G**. However, Part G will still be required for reporting data for full-time non-instructional staff.

| | | |
|--|--|--|
| | | |
|--|--|--|

| | | | | |
|----------------------------------|----|-----------------------|-----|---|
| <input checked="" type="radio"/> | No | <input type="radio"/> | Yes | Are ALL of the instructional staff military personnel? |
| <input checked="" type="radio"/> | No | <input type="radio"/> | Yes | Do ALL of the instructional staff contribute their services (e.g., members of a religious order)? |
| <input checked="" type="radio"/> | No | <input type="radio"/> | Yes | Do ALL of the instructional staff teach pre-clinical or clinical medicine? |

The reporting of data by gender AND race/ethnicity is optional this year as it is in even-numbered years.

Do you wish to report data by gender AND race/ethnicity this year?

If you answer **No**, screens to report data by employment status (full-time and part-time) and occupational category will be displayed.

If you answer **Yes**, screens to report data by employment status (full-time and part-time), occupational category, and gender AND race/ethnicity will be displayed and you must complete all applicable screens.

| | |
|----------------------------------|---|
| <input type="radio"/> | No, I will not report data by gender and race/ethnicity this year |
| <input checked="" type="radio"/> | Yes, I will report data by gender and race/ethnicity this year |

You may use the space below to provide context for the data you've reported above.

Does your institution have a tenure system?

*If you answer **Yes** to this question, you will be provided the screens to report some data by tenure status.*

| | | | | |
|--|----------------------------------|-----|-----------------------|----|
| | <input checked="" type="radio"/> | Yes | <input type="radio"/> | No |
|--|----------------------------------|-----|-----------------------|----|

Does your institution have graduate assistants?

*If you answer **Yes** to this question, you will be provided the screens to report graduate assistants.*

| | | | | |
|--|----------------------------------|-----|-----------------------|----|
| | <input checked="" type="radio"/> | Yes | <input type="radio"/> | No |
|--|----------------------------------|-----|-----------------------|----|

Did your institution hire any full-time permanent staff who were included on the payroll of the institution between July 1 and October 31, 2012 either for the *first time* (new to the institution) or *after a break in service* AND who were still on the payroll of the institution as of November 1, 2012? (Exclude persons who have returned from sabbatical leave OR full-time Postsecondary Staff who are working less-than-9-month contracts.)

*If you answer **Yes** to this question and your institution has 15 or more full-time staff, you will be provided the screens to report **full-time permanent new hires** in **Part H**.*

| | | | | |
|--|----------------------------------|-----|-----------------------|----|
| | <input checked="" type="radio"/> | Yes | <input type="radio"/> | No |
|--|----------------------------------|-----|-----------------------|----|

**Number of full-time instructional staff with faculty status who are tenured
by academic rank, gender, and race/ethnicity**

As of November 1, 2012

- Report Hispanic/Latino individuals of any race as Hispanic/Latino
- Report race for non-Hispanic/Latino individuals only

| Gender and race/ethnicity | Professors | Associate professors | Assistant professors | Instructors | Lecturers | No academic rank | Total |
|--|------------|----------------------|----------------------|-------------|-----------|------------------|-------|
| Men | | | | | | | |
| <u>Nonresident alien</u> | 4 | 2 | | | | | 6 |
| <u>Hispanic/Latino</u> | | 3 | | | | | 3 |
| <u>American Indian or Alaska Native</u> | | | | | | | 0 |
| <u>Asian</u> | 10 | 1 | | | | | 11 |
| <u>Black or African American</u> | 70 | 44 | 6 | | | | 120 |
| <u>Native Hawaiian or Other Pacific Islander</u> | | | | | | | 0 |
| <u>White</u> | 20 | 16 | | | | | 36 |
| Two or more races | | | | | | | 0 |
| <u>Race and ethnicity unknown</u> | | | | | | | 0 |
| Total men | 104 | 66 | 6 | 0 | 0 | 0 | 176 |
| Women | | | | | | | |
| <u>Nonresident alien</u> | 1 | | | | | | 1 |
| <u>Hispanic/Latino</u> | 1 | 2 | | | | | 3 |
| <u>American Indian or Alaska Native</u> | | | | | | | 0 |
| <u>Asian</u> | 3 | 1 | | | | | 4 |
| <u>Black or African American</u> | 25 | 42 | 3 | | | | 70 |
| <u>Native Hawaiian or Other Pacific Islander</u> | | | | | | | 0 |
| <u>White</u> | 5 | 8 | | | | | 13 |
| Two or more races | | 1 | | | | | 1 |
| <u>Race and ethnicity unknown</u> | | | | | | | 0 |
| Total women | 35 | 54 | 3 | 0 | 0 | 0 | 92 |
| Total (men+women) | 139 | 120 | 9 | 0 | 0 | 0 | 268 |

Institution: Florida Agricultural and Mechanical University (133650)

User ID: P1336501

Part A - Full-time instructional staff

**Number of full-time instructional staff with faculty status who are on tenure track
by academic rank, gender, and race/ethnicity**

As of November 1, 2012

- Report Hispanic/Latino individuals of any race as Hispanic/Latino
- Report race for non-Hispanic/Latino individuals only

| Gender and race/ethnicity | Professors | Associate professors | Assistant professors | Instructors | Lecturers | No academic rank | Total |
|--|--------------------------------|---------------------------------|---------------------------------|--------------------------------|----------------------|----------------------|-------|
| Men | | | | | | | |
| <u>Nonresident alien</u> | <input type="text" value="1"/> | <input type="text" value="3"/> | <input type="text" value="4"/> | <input type="text"/> | <input type="text"/> | <input type="text"/> | 8 |
| <u>Hispanic/Latino</u> | <input type="text"/> | <input type="text" value="1"/> | <input type="text"/> | <input type="text"/> | <input type="text"/> | <input type="text"/> | 1 |
| <u>American Indian or Alaska Native</u> | <input type="text"/> | <input type="text"/> | <input type="text"/> | <input type="text"/> | <input type="text"/> | <input type="text"/> | 0 |
| <u>Asian</u> | <input type="text"/> | <input type="text" value="3"/> | <input type="text" value="1"/> | <input type="text"/> | <input type="text"/> | <input type="text"/> | 4 |
| <u>Black or African American</u> | <input type="text" value="1"/> | <input type="text" value="8"/> | <input type="text" value="19"/> | <input type="text"/> | <input type="text"/> | <input type="text"/> | 28 |
| <u>Native Hawaiian or Other Pacific Islander</u> | <input type="text"/> | <input type="text"/> | <input type="text"/> | <input type="text"/> | <input type="text"/> | <input type="text"/> | 0 |
| <u>White</u> | <input type="text" value="0"/> | <input type="text" value="4"/> | <input type="text" value="6"/> | <input type="text"/> | <input type="text"/> | <input type="text"/> | 10 |
| Two or more races | <input type="text"/> | <input type="text" value="1"/> | <input type="text"/> | <input type="text"/> | <input type="text"/> | <input type="text"/> | 1 |
| <u>Race and ethnicity unknown</u> | <input type="text"/> | <input type="text"/> | <input type="text"/> | <input type="text"/> | <input type="text"/> | <input type="text"/> | 0 |
| Total men | 2 | 20 | 30 | 0 | 0 | 0 | 52 |
| Women | | | | | | | |
| <u>Nonresident alien</u> | <input type="text"/> | <input type="text" value="2"/> | <input type="text" value="5"/> | <input type="text"/> | <input type="text"/> | <input type="text"/> | 7 |
| <u>Hispanic/Latino</u> | <input type="text"/> | <input type="text" value="2"/> | <input type="text" value="1"/> | <input type="text"/> | <input type="text"/> | <input type="text"/> | 3 |
| <u>American Indian or Alaska Native</u> | <input type="text"/> | <input type="text"/> | <input type="text"/> | <input type="text"/> | <input type="text"/> | <input type="text"/> | 0 |
| <u>Asian</u> | <input type="text"/> | <input type="text"/> | <input type="text"/> | <input type="text"/> | <input type="text"/> | <input type="text"/> | 0 |
| <u>Black or African American</u> | <input type="text" value="1"/> | <input type="text" value="24"/> | <input type="text" value="25"/> | <input type="text" value="3"/> | <input type="text"/> | <input type="text"/> | 53 |
| <u>Native Hawaiian or Other Pacific Islander</u> | <input type="text"/> | <input type="text"/> | <input type="text"/> | <input type="text"/> | <input type="text"/> | <input type="text"/> | 0 |
| <u>White</u> | <input type="text"/> | <input type="text" value="8"/> | <input type="text" value="6"/> | <input type="text"/> | <input type="text"/> | <input type="text"/> | 14 |
| Two or more races | <input type="text"/> | <input type="text"/> | <input type="text" value="1"/> | <input type="text"/> | <input type="text"/> | <input type="text"/> | 1 |
| <u>Race and ethnicity unknown</u> | <input type="text"/> | <input type="text"/> | <input type="text"/> | <input type="text"/> | <input type="text"/> | <input type="text"/> | 0 |
| Total women | 1 | 36 | 38 | 3 | 0 | 0 | 78 |
| Total (men+women) | 3 | 56 | 68 | 3 | 0 | 0 | 130 |

Institution: Florida Agricultural and Mechanical University (133650)

User ID: P1336501

Part A - Full-time instructional staff

Number of full-time instructional staff with faculty status who are not on tenure track
with multi-year contract
by academic rank, gender, and race/ethnicity

As of November 1, 2012

- Report Hispanic/Latino individuals of any race as Hispanic/Latino
- Report race for non-Hispanic/Latino individuals only

| Gender and race/ethnicity | Professors | Associate professors | Assistant professors | Instructors | Lecturers | No academic rank | Total |
|--|--------------------------------|----------------------|----------------------|----------------------|----------------------|----------------------|-------|
| Men | | | | | | | |
| <u>Nonresident alien</u> | <input type="text" value="0"/> | <input type="text"/> | <input type="text"/> | <input type="text"/> | <input type="text"/> | <input type="text"/> | 0 |
| <u>Hispanic/Latino</u> | <input type="text" value="0"/> | <input type="text"/> | <input type="text"/> | <input type="text"/> | <input type="text"/> | <input type="text"/> | 0 |
| <u>American Indian or Alaska Native</u> | <input type="text" value="0"/> | <input type="text"/> | <input type="text"/> | <input type="text"/> | <input type="text"/> | <input type="text"/> | 0 |
| <u>Asian</u> | <input type="text" value="0"/> | <input type="text"/> | <input type="text"/> | <input type="text"/> | <input type="text"/> | <input type="text"/> | 0 |
| <u>Black or African American</u> | <input type="text" value="0"/> | <input type="text"/> | <input type="text"/> | <input type="text"/> | <input type="text"/> | <input type="text"/> | 0 |
| <u>Native Hawaiian or Other Pacific Islander</u> | <input type="text" value="0"/> | <input type="text"/> | <input type="text"/> | <input type="text"/> | <input type="text"/> | <input type="text"/> | 0 |
| <u>White</u> | <input type="text" value="0"/> | <input type="text"/> | <input type="text"/> | <input type="text"/> | <input type="text"/> | <input type="text"/> | 0 |
| Two or more races | <input type="text" value="0"/> | <input type="text"/> | <input type="text"/> | <input type="text"/> | <input type="text"/> | <input type="text"/> | 0 |
| <u>Race and ethnicity unknown</u> | <input type="text" value="0"/> | <input type="text"/> | <input type="text"/> | <input type="text"/> | <input type="text"/> | <input type="text"/> | 0 |
| Total men | 0 | 0 | 0 | 0 | 0 | 0 | 0 |
| Women | | | | | | | |
| <u>Nonresident alien</u> | <input type="text" value="0"/> | <input type="text"/> | <input type="text"/> | <input type="text"/> | <input type="text"/> | <input type="text"/> | 0 |
| <u>Hispanic/Latino</u> | <input type="text" value="0"/> | <input type="text"/> | <input type="text"/> | <input type="text"/> | <input type="text"/> | <input type="text"/> | 0 |
| <u>American Indian or Alaska Native</u> | <input type="text" value="0"/> | <input type="text"/> | <input type="text"/> | <input type="text"/> | <input type="text"/> | <input type="text"/> | 0 |
| <u>Asian</u> | <input type="text" value="0"/> | <input type="text"/> | <input type="text"/> | <input type="text"/> | <input type="text"/> | <input type="text"/> | 0 |
| <u>Black or African American</u> | <input type="text" value="0"/> | <input type="text"/> | <input type="text"/> | <input type="text"/> | <input type="text"/> | <input type="text"/> | 0 |
| <u>Native Hawaiian or Other Pacific Islander</u> | <input type="text" value="0"/> | <input type="text"/> | <input type="text"/> | <input type="text"/> | <input type="text"/> | <input type="text"/> | 0 |
| <u>White</u> | <input type="text" value="0"/> | <input type="text"/> | <input type="text"/> | <input type="text"/> | <input type="text"/> | <input type="text"/> | 0 |
| Two or more races | <input type="text" value="0"/> | <input type="text"/> | <input type="text"/> | <input type="text"/> | <input type="text"/> | <input type="text"/> | 0 |
| <u>Race and ethnicity unknown</u> | <input type="text" value="0"/> | <input type="text"/> | <input type="text"/> | <input type="text"/> | <input type="text"/> | <input type="text"/> | 0 |
| Total women | 0 | 0 | 0 | 0 | 0 | 0 | 0 |
| Total (men+women) | 0 | 0 | 0 | 0 | 0 | 0 | 0 |

Institution: Florida Agricultural and Mechanical University (133650)

User ID: P1336501

Part A - Full-time instructional staff

**Number of full-time instructional staff with faculty status who are not on tenure track
with annual contract
by academic rank, gender, and race/ethnicity**

As of November 1, 2012

- Report Hispanic/Latino individuals of any race as Hispanic/Latino
- Report race for non-Hispanic/Latino individuals only

| Gender and race/ethnicity | Professors | Associate professors | Assistant professors | Instructors | Lecturers | No academic rank | Total |
|--|--------------------------------|--------------------------------|---------------------------------|---------------------------------|--------------------------------|----------------------|-------|
| Men | | | | | | | |
| <u>Nonresident alien</u> | <input type="text"/> | <input type="text"/> | <input type="text" value="2"/> | <input type="text" value="4"/> | <input type="text"/> | <input type="text"/> | 6 |
| <u>Hispanic/Latino</u> | <input type="text"/> | <input type="text"/> | <input type="text" value="1"/> | <input type="text"/> | <input type="text"/> | <input type="text"/> | 1 |
| <u>American Indian or Alaska Native</u> | <input type="text"/> | <input type="text"/> | <input type="text"/> | <input type="text"/> | <input type="text"/> | <input type="text"/> | 0 |
| <u>Asian</u> | <input type="text"/> | <input type="text"/> | <input type="text" value="3"/> | <input type="text"/> | <input type="text"/> | <input type="text"/> | 3 |
| <u>Black or African American</u> | <input type="text" value="1"/> | <input type="text" value="2"/> | <input type="text" value="26"/> | <input type="text" value="18"/> | <input type="text"/> | <input type="text"/> | 47 |
| <u>Native Hawaiian or Other Pacific Islander</u> | <input type="text"/> | <input type="text"/> | <input type="text"/> | <input type="text"/> | <input type="text"/> | <input type="text"/> | 0 |
| <u>White</u> | <input type="text" value="2"/> | <input type="text" value="2"/> | <input type="text" value="2"/> | <input type="text" value="6"/> | <input type="text" value="1"/> | <input type="text"/> | 13 |
| Two or more races | <input type="text"/> | <input type="text" value="1"/> | <input type="text" value="1"/> | <input type="text"/> | <input type="text"/> | <input type="text"/> | 2 |
| <u>Race and ethnicity unknown</u> | <input type="text"/> | <input type="text"/> | <input type="text"/> | <input type="text"/> | <input type="text"/> | <input type="text"/> | 0 |
| Total men | 3 | 5 | 35 | 28 | 1 | 0 | 72 |
| Women | | | | | | | |
| <u>Nonresident alien</u> | <input type="text"/> | <input type="text"/> | <input type="text" value="2"/> | <input type="text"/> | <input type="text"/> | <input type="text"/> | 2 |
| <u>Hispanic/Latino</u> | <input type="text"/> | <input type="text"/> | <input type="text"/> | <input type="text" value="2"/> | <input type="text"/> | <input type="text"/> | 2 |
| <u>American Indian or Alaska Native</u> | <input type="text"/> | <input type="text"/> | <input type="text"/> | <input type="text"/> | <input type="text"/> | <input type="text"/> | 0 |
| <u>Asian</u> | <input type="text"/> | <input type="text"/> | <input type="text" value="1"/> | <input type="text"/> | <input type="text"/> | <input type="text"/> | 1 |
| <u>Black or African American</u> | <input type="text" value="1"/> | <input type="text" value="2"/> | <input type="text" value="22"/> | <input type="text" value="40"/> | <input type="text"/> | <input type="text"/> | 65 |
| <u>Native Hawaiian or Other Pacific Islander</u> | <input type="text"/> | <input type="text"/> | <input type="text"/> | <input type="text"/> | <input type="text"/> | <input type="text"/> | 0 |
| <u>White</u> | <input type="text"/> | <input type="text" value="2"/> | <input type="text" value="2"/> | <input type="text" value="6"/> | <input type="text"/> | <input type="text"/> | 10 |
| Two or more races | <input type="text"/> | <input type="text" value="1"/> | <input type="text" value="1"/> | <input type="text"/> | <input type="text"/> | <input type="text"/> | 2 |
| <u>Race and ethnicity unknown</u> | <input type="text"/> | <input type="text"/> | <input type="text"/> | <input type="text"/> | <input type="text"/> | <input type="text"/> | 0 |
| Total women | 1 | 5 | 28 | 48 | 0 | 0 | 82 |
| Total (men+women) | 4 | 10 | 63 | 76 | 1 | 0 | 154 |

Institution: Florida Agricultural and Mechanical University (133650)

User ID: P1336501

Part A - Full-time instructional staff

Number of full-time instructional staff with faculty status who are not on tenure track
with less than annual contract
by academic rank, gender, and race/ethnicity

As of November 1, 2012

- Report Hispanic/Latino individuals of any race as Hispanic/Latino
- Report race for non-Hispanic/Latino individuals only

Associate

Assistant

No

| Gender and race/ethnicity | Professors | Associate professors | Assistant professors | Instructors | Lecturers | academic rank | Total |
|--|--------------------------------|----------------------|----------------------|----------------------|----------------------|----------------------|-------|
| Men | | | | | | | |
| <u>Nonresident alien</u> | <input type="text" value="0"/> | <input type="text"/> | <input type="text"/> | <input type="text"/> | <input type="text"/> | <input type="text"/> | 0 |
| <u>Hispanic/Latino</u> | <input type="text" value="0"/> | <input type="text"/> | <input type="text"/> | <input type="text"/> | <input type="text"/> | <input type="text"/> | 0 |
| <u>American Indian or Alaska Native</u> | <input type="text" value="0"/> | <input type="text"/> | <input type="text"/> | <input type="text"/> | <input type="text"/> | <input type="text"/> | 0 |
| <u>Asian</u> | <input type="text" value="0"/> | <input type="text"/> | <input type="text"/> | <input type="text"/> | <input type="text"/> | <input type="text"/> | 0 |
| <u>Black or African American</u> | <input type="text" value="0"/> | <input type="text"/> | <input type="text"/> | <input type="text"/> | <input type="text"/> | <input type="text"/> | 0 |
| <u>Native Hawaiian or Other Pacific Islander</u> | <input type="text" value="0"/> | <input type="text"/> | <input type="text"/> | <input type="text"/> | <input type="text"/> | <input type="text"/> | 0 |
| <u>White</u> | <input type="text" value="0"/> | <input type="text"/> | <input type="text"/> | <input type="text"/> | <input type="text"/> | <input type="text"/> | 0 |
| Two or more races | <input type="text" value="0"/> | <input type="text"/> | <input type="text"/> | <input type="text"/> | <input type="text"/> | <input type="text"/> | 0 |
| <u>Race and ethnicity unknown</u> | <input type="text" value="0"/> | <input type="text"/> | <input type="text"/> | <input type="text"/> | <input type="text"/> | <input type="text"/> | 0 |
| Total men | 0 | 0 | 0 | 0 | 0 | 0 | 0 |
| Women | | | | | | | |
| <u>Nonresident alien</u> | <input type="text" value="0"/> | <input type="text"/> | <input type="text"/> | <input type="text"/> | <input type="text"/> | <input type="text"/> | 0 |
| <u>Hispanic/Latino</u> | <input type="text" value="0"/> | <input type="text"/> | <input type="text"/> | <input type="text"/> | <input type="text"/> | <input type="text"/> | 0 |
| <u>American Indian or Alaska Native</u> | <input type="text" value="0"/> | <input type="text"/> | <input type="text"/> | <input type="text"/> | <input type="text"/> | <input type="text"/> | 0 |
| <u>Asian</u> | <input type="text" value="0"/> | <input type="text"/> | <input type="text"/> | <input type="text"/> | <input type="text"/> | <input type="text"/> | 0 |
| <u>Black or African American</u> | <input type="text" value="0"/> | <input type="text"/> | <input type="text"/> | <input type="text"/> | <input type="text"/> | <input type="text"/> | 0 |
| <u>Native Hawaiian or Other Pacific Islander</u> | <input type="text" value="0"/> | <input type="text"/> | <input type="text"/> | <input type="text"/> | <input type="text"/> | <input type="text"/> | 0 |
| <u>White</u> | <input type="text" value="0"/> | <input type="text"/> | <input type="text"/> | <input type="text"/> | <input type="text"/> | <input type="text"/> | 0 |
| Two or more races | <input type="text" value="0"/> | <input type="text"/> | <input type="text"/> | <input type="text"/> | <input type="text"/> | <input type="text"/> | 0 |
| <u>Race and ethnicity unknown</u> | <input type="text" value="0"/> | <input type="text"/> | <input type="text"/> | <input type="text"/> | <input type="text"/> | <input type="text"/> | 0 |
| Total women | 0 | 0 | 0 | 0 | 0 | 0 | 0 |
| Total (men+women) | 0 | 0 | 0 | 0 | 0 | 0 | 0 |

Institution: Florida Agricultural and Mechanical University (133650)

User ID: P1336501

Part A - Full-time instructional staff

**Number of full-time instructional staff without faculty status
by gender and race/ethnicity**

As of November 1, 2012

- Report Hispanic/Latino individuals of any race as Hispanic/Latino
- Report race for non-Hispanic/Latino individuals only

| Gender and race/ethnicity | Total |
|---------------------------|--------------------------------|
| Men | |
| <u>Nonresident alien</u> | <input type="text" value="0"/> |

| | |
|--|---|
| <u>Hispanic/Latino</u> | 0 |
| <u>American Indian or Alaska Native</u> | 0 |
| <u>Asian</u> | 0 |
| <u>Black or African American</u> | 0 |
| <u>Native Hawaiian or Other Pacific Islander</u> | 0 |
| <u>White</u> | 0 |
| Two or more races | 0 |
| <u>Race and ethnicity unknown</u> | 0 |
| Total men | 0 |
| Women | |
| <u>Nonresident alien</u> | 0 |
| <u>Hispanic/Latino</u> | 0 |
| <u>American Indian or Alaska Native</u> | 0 |
| <u>Asian</u> | 0 |
| <u>Black or African American</u> | 0 |
| <u>Native Hawaiian or Other Pacific Islander</u> | 0 |
| <u>White</u> | 0 |
| Two or more races | 0 |
| <u>Race and ethnicity unknown</u> | 0 |
| Total women | 0 |
| Total (men+women) | 0 |

Institution: Florida Agricultural and Mechanical University (133650)

User ID: P1336501

Part A - Full-time instructional staff

**Number of full-time instructional staff
by tenure status, and function**

As of November 1, 2012

| | <u>Tenured</u> | <u>On Tenure Track</u> | <u>Not on Tenure Track</u> | | | Without Faculty status | Total |
|---|----------------|--------------------------------|--------------------------------|----------------------------|---------------------------------------|------------------------------|-------|
| | | | <u>Multi-year contract</u> | <u>Annual contract</u> | <u>Less-than- annual contract</u> | | |
| Total carried forward from previous screens | 268 | 130 | 0 | 154 | 0 | 0 | 552 |
| <u>Instruction</u> | 268 | 130 | 0 | 154 | 0 | 0 | 552 |
| Exclusively credit | 268 | 130 | | 154 | 0 | 0 | 552 |

| | | | | | | | | |
|--|--|----------------------|----------------------|----------------------|----------------------|----------------------|----------------------|---|
| | | | | | | | | |
| | Exclusively not-for-credit | <input type="text"/> | <input type="text"/> | <input type="text"/> | <input type="text"/> | <input type="text"/> | <input type="text"/> | 0 |
| | Combined credit/not-for-credit | <input type="text"/> | <input type="text"/> | <input type="text"/> | <input type="text"/> | <input type="text"/> | <input type="text"/> | 0 |
| | <u>Instruction/research/public service</u> | <input type="text"/> | <input type="text"/> | <input type="text"/> | <input type="text"/> | <input type="text"/> | <input type="text"/> | 0 |

Institution: Florida Agricultural and Mechanical University (133650)

User ID: P1336501

Part A - Full-time instructional staff - Totals

**Total number of full-time instructional staff
by gender and race/ethnicity**

As of November 1, 2012

| Race/ethnicity | Total men | Total women | Total (men+women) |
|--|-----------|-------------|-------------------|
| <u>Nonresident alien</u> | 20 | 10 | 30 |
| <u>Hispanic/Latino</u> | 5 | 8 | 13 |
| <u>American Indian or Alaska Native</u> | 0 | 0 | 0 |
| <u>Asian</u> | 18 | 5 | 23 |
| <u>Black or African American</u> | 195 | 188 | 383 |
| <u>Native Hawaiian or Other Pacific Islander</u> | 0 | 0 | 0 |
| <u>White</u> | 59 | 37 | 96 |

| | | | |
|-----------------------------------|-----|-----|-----|
| Two or more races | 3 | 4 | 7 |
| <u>Race and ethnicity unknown</u> | 0 | 0 | 0 |
| Total | 300 | 252 | 552 |

Institution: Florida Agricultural and Mechanical University (133650)

User ID: P1336501

Part B - Full-time non-instructional staff

**Number of full-time non-instructional staff
by occupational category, gender, and race/ethnicity**

As of November 1, 2012

- Report Hispanic/Latino individuals of any race as Hispanic/Latino
- Report race for non-Hispanic/Latino individuals only

| Gender and race/ethnicity | <u>Postsecondary Teachers</u> | | |
|---------------------------|--|--------------------------------|-----------------------|
| | <u>Instructional Staff (carried forward from Part A)</u> | <u>Research</u> | <u>Public Service</u> |
| Men | | | |
| <u>Nonresident alien</u> | 20 | <input type="text" value="8"/> | <input type="text"/> |
| <u>Hispanic/Latino</u> | 5 | <input type="text" value="1"/> | <input type="text"/> |

| | | | |
|--|-----|--------------------------------|--------------------------------|
| <u>American Indian or Alaska Native</u> | 0 | <input type="text"/> | <input type="text"/> |
| <u>Asian</u> | 18 | <input type="text" value="5"/> | <input type="text" value="1"/> |
| <u>Black or African American</u> | 195 | <input type="text" value="5"/> | <input type="text" value="1"/> |
| <u>Native Hawaiian or Other Pacific Islander</u> | 0 | <input type="text"/> | <input type="text"/> |
| <u>White</u> | 59 | <input type="text" value="1"/> | <input type="text"/> |
| Two or more races | 3 | <input type="text"/> | <input type="text"/> |
| <u>Race and ethnicity unknown</u> | 0 | <input type="text"/> | <input type="text"/> |
| Total men | 300 | 20 | 2 |
| Women | | | |
| <u>Nonresident alien</u> | 10 | <input type="text" value="2"/> | <input type="text"/> |
| <u>Hispanic/Latino</u> | 8 | <input type="text"/> | <input type="text"/> |
| <u>American Indian or Alaska Native</u> | 0 | <input type="text"/> | <input type="text"/> |
| <u>Asian</u> | 5 | <input type="text" value="2"/> | <input type="text"/> |
| <u>Black or African American</u> | 188 | <input type="text" value="3"/> | <input type="text" value="1"/> |
| <u>Native Hawaiian or Other Pacific Islander</u> | 0 | <input type="text"/> | <input type="text"/> |
| <u>White</u> | 37 | <input type="text" value="1"/> | <input type="text"/> |
| Two or more races | 4 | <input type="text"/> | <input type="text"/> |
| <u>Race and ethnicity unknown</u> | 0 | <input type="text"/> | <input type="text"/> |
| Total women | 252 | 8 | 1 |
| Total (men+women) | 552 | 28 | 3 |

Institution: Florida Agricultural and Mechanical University (133650)

User ID: P1336501

Part B - Full-time non-instructional staff

**Number of full-time non-instructional staff
by occupational category, gender, and race/ethnicity**

As of November 1, 2012

- Report Hispanic/Latino individuals of any race as Hispanic/Latino
- Report race for non-Hispanic/Latino individuals only

| Gender and race/ethnicity | <u>Archivists, Curators, and Museum Technicians</u> | <u>Librarians</u> | <u>Library Technicians</u> | <u>Other Teachers and Instructional Support Staff</u> |
|---|---|--------------------------------|--------------------------------|---|
| Men | | | | |
| <u>Nonresident alien</u> | <input type="text"/> | <input type="text"/> | <input type="text"/> | <input type="text"/> |
| <u>Hispanic/Latino</u> | <input type="text"/> | <input type="text"/> | <input type="text"/> | <input type="text"/> |
| <u>American Indian or Alaska Native</u> | <input type="text"/> | <input type="text"/> | <input type="text"/> | <input type="text"/> |
| <u>Asian</u> | <input type="text"/> | <input type="text" value="1"/> | <input type="text"/> | <input type="text" value="1"/> |

| | | | | |
|--|----------------------|--------------------------------|---------------------------------|---------------------------------|
| <u>Black or African American</u> | <input type="text"/> | <input type="text" value="3"/> | <input type="text" value="8"/> | <input type="text" value="11"/> |
| <u>Native Hawaiian or Other Pacific Islander</u> | <input type="text"/> | <input type="text"/> | <input type="text"/> | <input type="text"/> |
| <u>White</u> | <input type="text"/> | <input type="text" value="1"/> | <input type="text" value="1"/> | <input type="text" value="1"/> |
| Two or more races | <input type="text"/> | <input type="text"/> | <input type="text"/> | <input type="text"/> |
| <u>Race and ethnicity unknown</u> | <input type="text"/> | <input type="text"/> | <input type="text"/> | <input type="text"/> |
| Total men | 0 | 5 | 9 | 13 |
| Women | | | | |
| <u>Nonresident alien</u> | <input type="text"/> | <input type="text"/> | <input type="text"/> | <input type="text"/> |
| <u>Hispanic/Latino</u> | <input type="text"/> | <input type="text"/> | <input type="text"/> | <input type="text"/> |
| <u>American Indian or Alaska Native</u> | <input type="text"/> | <input type="text"/> | <input type="text"/> | <input type="text"/> |
| <u>Asian</u> | <input type="text"/> | <input type="text" value="2"/> | <input type="text"/> | <input type="text"/> |
| <u>Black or African American</u> | <input type="text"/> | <input type="text" value="4"/> | <input type="text" value="18"/> | <input type="text" value="25"/> |
| <u>Native Hawaiian or Other Pacific Islander</u> | <input type="text"/> | <input type="text"/> | <input type="text"/> | <input type="text"/> |
| <u>White</u> | <input type="text"/> | <input type="text" value="9"/> | <input type="text" value="1"/> | <input type="text" value="3"/> |
| Two or more races | <input type="text"/> | <input type="text"/> | <input type="text"/> | <input type="text"/> |
| <u>Race and ethnicity unknown</u> | <input type="text"/> | <input type="text"/> | <input type="text"/> | <input type="text"/> |
| Total women | 0 | 15 | 19 | 28 |
| Total (men+women) | 0 | 20 | 28 | 41 |

Institution: Florida Agricultural and Mechanical University (133650)

User ID: P1336501

Part B - Full-time non-instructional staff

**Number of full-time non-instructional staff
by occupational category, gender, and race/ethnicity**

As of November 1, 2012

- Report Hispanic/Latino individuals of any race as Hispanic/Latino
- Report race for non-Hispanic/Latino individuals only

| Gender and race/ethnicity | <u>Management Occupations</u> | <u>Business and Financial Operations Occupations</u> | <u>Computer, Engineering, and Science Occupations</u> | <u>Community Service, Legal, Arts, and Media Occupations</u> | <u>Healthcare Practitioners and Technical Occupations</u> |
|---|--------------------------------|--|---|--|---|
| Men | | | | | |
| <u>Nonresident alien</u> | <input type="text" value="3"/> | <input type="text" value="1"/> | <input type="text" value="6"/> | <input type="text"/> | <input type="text"/> |
| <u>Hispanic/Latino</u> | <input type="text"/> | <input type="text"/> | <input type="text" value="1"/> | <input type="text" value="1"/> | <input type="text"/> |
| <u>American Indian or Alaska Native</u> | <input type="text"/> | <input type="text"/> | <input type="text"/> | <input type="text"/> | <input type="text"/> |
| <u>Asian</u> | <input type="text" value="2"/> | <input type="text" value="1"/> | <input type="text" value="2"/> | <input type="text"/> | <input type="text"/> |

| | | | | | |
|--|----------------------------------|---------------------------------|---------------------------------|---------------------------------|--------------------------------|
| <u>Black or African American</u> | <input type="text" value="94"/> | <input type="text" value="29"/> | <input type="text" value="29"/> | <input type="text" value="36"/> | <input type="text" value="1"/> |
| <u>Native Hawaiian or Other Pacific Islander</u> | <input type="text" value="1"/> | <input type="text"/> | <input type="text"/> | <input type="text"/> | <input type="text"/> |
| <u>White</u> | <input type="text" value="10"/> | <input type="text" value="4"/> | <input type="text" value="9"/> | <input type="text" value="3"/> | <input type="text"/> |
| Two or more races | <input type="text" value="2"/> | <input type="text"/> | <input type="text" value="1"/> | <input type="text"/> | <input type="text"/> |
| <u>Race and ethnicity unknown</u> | <input type="text"/> | <input type="text"/> | <input type="text"/> | <input type="text"/> | <input type="text"/> |
| Total men | 112 | 35 | 48 | 40 | 1 |
| Women | | | | | |
| <u>Nonresident alien</u> | <input type="text"/> | <input type="text" value="1"/> | <input type="text" value="3"/> | <input type="text"/> | <input type="text" value="1"/> |
| <u>Hispanic/Latino</u> | <input type="text" value="2"/> | <input type="text"/> | <input type="text"/> | <input type="text"/> | <input type="text" value="1"/> |
| <u>American Indian or Alaska Native</u> | <input type="text"/> | <input type="text"/> | <input type="text"/> | <input type="text"/> | <input type="text"/> |
| <u>Asian</u> | <input type="text" value="4"/> | <input type="text"/> | <input type="text" value="2"/> | <input type="text"/> | <input type="text"/> |
| <u>Black or African American</u> | <input type="text"/> | <input type="text"/> | <input type="text"/> | <input type="text"/> | <input type="text"/> |
| <u>American</u> | <input type="text" value="165"/> | <input type="text" value="77"/> | <input type="text" value="26"/> | <input type="text" value="23"/> | <input type="text" value="4"/> |
| <u>Native Hawaiian or Other Pacific Islander</u> | <input type="text"/> | <input type="text"/> | <input type="text"/> | <input type="text"/> | <input type="text"/> |
| <u>White</u> | <input type="text" value="6"/> | <input type="text" value="1"/> | <input type="text" value="9"/> | <input type="text" value="4"/> | <input type="text"/> |
| Two or more races | <input type="text"/> | <input type="text"/> | <input type="text"/> | <input type="text"/> | <input type="text"/> |
| <u>Race and ethnicity unknown</u> | <input type="text"/> | <input type="text"/> | <input type="text"/> | <input type="text"/> | <input type="text"/> |
| Total women | 177 | 79 | 40 | 27 | 6 |
| Total (men+women) | 289 | 114 | 88 | 67 | 7 |

Institution: Florida Agricultural and Mechanical University (133650)

User ID: P1336501

Part B - Full-time non-instructional staff

**Number of full-time non-instructional staff
by occupational category, gender, and race/ethnicity**

As of November 1, 2012

- Report Hispanic/Latino individuals of any race as Hispanic/Latino
- Report race for non-Hispanic/Latino individuals only

| Gender and race/ethnicity | <u>Service Occupations</u> | <u>Sales and Related Occupations</u> | <u>Office and Administrative Support Occupations</u> | <u>Natural Resources, Construction, and Maintenance Occupations</u> | <u>Production, Transportation, and Material Moving Occupations</u> | Grand Total (All full-time staff) |
|---|----------------------------------|--------------------------------------|--|---|--|-----------------------------------|
| Men | | | | | | |
| <u>Nonresident alien</u> | <input type="text" value="2"/> | <input type="text"/> | <input type="text"/> | <input type="text" value="1"/> | <input type="text"/> | 41 |
| <u>Hispanic/Latino</u> | <input type="text" value="1"/> | <input type="text"/> | <input type="text"/> | <input type="text"/> | <input type="text"/> | 9 |
| <u>American Indian or Alaska Native</u> | <input type="text"/> | <input type="text"/> | <input type="text"/> | <input type="text"/> | <input type="text"/> | 0 |
| <u>Asian</u> | <input type="text" value="1"/> | <input type="text"/> | <input type="text"/> | <input type="text"/> | <input type="text"/> | 32 |
| <u>Black or African American</u> | <input type="text" value="128"/> | <input type="text"/> | <input type="text" value="29"/> | <input type="text" value="8"/> | <input type="text" value="6"/> | 583 |

| | | | | | | | |
|--|---------------------------------|--------------------------------|----------------------------------|--------------------------------|----------------------|----------------------|-------|
| <u>Native Hawaiian or Other Pacific Islander</u> | <input type="text"/> | <input type="text"/> | <input type="text"/> | <input type="text"/> | <input type="text"/> | <input type="text"/> | 1 |
| <u>White</u> | <input type="text" value="16"/> | <input type="text"/> | <input type="text"/> | <input type="text"/> | <input type="text"/> | <input type="text"/> | 105 |
| Two or more races | <input type="text"/> | <input type="text"/> | <input type="text" value="1"/> | <input type="text"/> | <input type="text"/> | <input type="text"/> | 7 |
| <u>Race and ethnicity unknown</u> | <input type="text"/> | <input type="text"/> | <input type="text"/> | <input type="text"/> | <input type="text"/> | <input type="text"/> | 0 |
| Total men | 148 | 0 | 30 | 9 | 6 | | 778 |
| Women | | | | | | | |
| <u>Nonresident alien</u> | <input type="text"/> | <input type="text"/> | <input type="text" value="2"/> | <input type="text"/> | <input type="text"/> | <input type="text"/> | 19 |
| <u>Hispanic/Latino</u> | <input type="text"/> | <input type="text"/> | <input type="text" value="2"/> | <input type="text"/> | <input type="text"/> | <input type="text"/> | 13 |
| <u>American Indian or Alaska Native</u> | <input type="text"/> | <input type="text"/> | <input type="text" value="1"/> | <input type="text"/> | <input type="text"/> | <input type="text"/> | 1 |
| <u>Asian</u> | <input type="text" value="1"/> | <input type="text"/> | <input type="text"/> | <input type="text"/> | <input type="text"/> | <input type="text"/> | 16 |
| <u>Black or African American</u> | <input type="text" value="63"/> | <input type="text" value="2"/> | <input type="text" value="223"/> | <input type="text" value="1"/> | <input type="text"/> | <input type="text"/> | 823 |
| <u>Native Hawaiian or Other Pacific Islander</u> | <input type="text"/> | <input type="text"/> | <input type="text"/> | <input type="text"/> | <input type="text"/> | <input type="text"/> | 0 |
| <u>White</u> | <input type="text" value="2"/> | <input type="text"/> | <input type="text" value="6"/> | <input type="text"/> | <input type="text"/> | <input type="text"/> | 79 |
| Two or more races | <input type="text"/> | <input type="text"/> | <input type="text" value="2"/> | <input type="text"/> | <input type="text"/> | <input type="text"/> | 6 |
| <u>Race and ethnicity unknown</u> | <input type="text"/> | <input type="text"/> | <input type="text"/> | <input type="text"/> | <input type="text"/> | <input type="text"/> | 0 |
| Total women | 66 | 2 | 236 | 1 | 0 | | 957 |
| Total (men+women) | 214 | 2 | 266 | 10 | 6 | | 1,735 |

Institution: Florida Agricultural and Mechanical University (133650)

User ID: P1336501

Part B - Full-time non-instructional staff

**Number of full-time non-instructional staff
by tenure status and occupational category**

As of November 1, 2012

| Occupational category | <u>Tenured</u> | <u>On Tenure Track</u> | <u>Not on Tenure Track</u> | | | Without Faculty status | Total |
|---|----------------|--------------------------------|--------------------------------|----------------------------|---|------------------------------|-------|
| | | | <u>Multi-year contract</u> | <u>Annual contract</u> | <u>Less-than- annual contract</u> | | |
| <u>Postsecondary Teachers - Research</u> | 0 | 2 | | 26 | | | 28 |
| <u>Postsecondary Teachers - Public Service</u> | | | | 3 | | | 3 |
| <u>Archivists, Curators, and Museum Technicians</u> | | | | | | | 0 |
| <u>Librarians</u> | | | | 20 | | | 20 |
| <u>Library Technicians</u> | | | | | | 28 | 28 |
| <u>Other Teachers and Instructional Support Staff</u> | 1 | | | 13 | | 27 | 41 |
| <u>Management Occupations</u> | 14 | 4 | | 55 | | 216 | 289 |
| <u>Business and Financial Operations Occupations</u> | | | | | | 114 | 114 |

| | | | | | | | |
|--|----------------------|----------------------|----------------------|---------------------------------|----------------------|---------------------------------|----|
| <u>Computer, Engineering, and Science Occupations</u> | <input type="text"/> | <input type="text"/> | <input type="text"/> | <input type="text" value="1"/> | <input type="text"/> | <input type="text" value="87"/> | 88 |
| <u>Community Service, Legal, Arts, and Media Occupations</u> | <input type="text"/> | <input type="text"/> | <input type="text"/> | <input type="text" value="23"/> | <input type="text"/> | <input type="text" value="44"/> | 67 |
| <u>Healthcare Practitioners and Technical Occupations</u> | <input type="text"/> | <input type="text"/> | <input type="text"/> | <input type="text"/> | <input type="text"/> | <input type="text" value="7"/> | 7 |

Institution: Florida Agricultural and Mechanical University (133650)

User ID: P1336501

Part C - Full-time summary non-medical

**Summary of full-time, non-medical school, staff
by tenure status and occupational category**

As of November 1, 2012

| Occupational category | Tenured | On Tenure Track | Not on Tenure Track | | | Without Faculty status | Total |
|--|---------|-----------------|---------------------|-----------------|---------------------------|------------------------|-------|
| | | | Multi-year contract | Annual contract | Less-than-annual contract | | |
| Postsecondary Teachers | 268 | 132 | 0 | 183 | 0 | 0 | 583 |
| Instruction | 268 | 130 | 0 | 154 | 0 | 0 | 552 |
| Exclusively credit | 268 | 130 | | 154 | 0 | 0 | 552 |
| Exclusively not-for-credit | | | | | | | 0 |
| Combined credit/not-for-credit | | | | | | | 0 |
| Instruction/research/public service | | | | | | | 0 |
| Research | 0 | 2 | | 26 | | | 28 |
| Public Service | | | | 3 | | | 3 |
| Archivists, Curators, and Museum Technicians | | | | | | | 0 |
| Librarians | | | | 20 | | | 20 |
| Library Technicians | | | | | | 28 | 28 |
| Other Teachers and Instructional Support Staff | 1 | | | 13 | | 27 | 41 |
| Management Occupations | 14 | 4 | | 55 | | 216 | 289 |

| | | | | | | | |
|--|--|--|--|----|--|-----|-------|
| Business and Financial Operations Occupations | | | | | | 114 | 114 |
| Computer, Engineering, and Science Occupations | | | | 1 | | 87 | 88 |
| Community Service, Legal, Arts, and Media Occupations | | | | 23 | | 44 | 67 |
| Healthcare Practitioners and Technical Occupations | | | | | | 7 | 7 |
| Service Occupations | | | | | | | 214 |
| Sales and Related Occupations | | | | | | | 2 |
| Office and Administrative Support Occupations | | | | | | | 266 |
| Natural Resources, Construction, and Maintenance Occupations | | | | | | | 10 |
| Production, Transportation, and Material Moving Occupations | | | | | | | 6 |
| Total | | | | | | | 1,735 |

Institution: Florida Agricultural and Mechanical University (133650)

User ID: P1336501

Part G - Salary Worksheet**Number of full-time, non-medical, instructional staff for calculation of total number of months****As of November 1, 2012**

| Gender and academic rank | ? 9-Month Contract or Employment agreement | ? 10-Month Contract or Employment agreement | ? 11-Month Contract or Employment agreement | ? 12-Month Contract or Employment agreement | Total employees for Salary reporting | Total Number of Months | Total full-time, non-medical, instructional staff from Part A | ? Balance (All other full-time instructional staff) |
|--------------------------|--|---|---|---|--------------------------------------|------------------------|---|---|
| Men | | | | | | | | |
| Professors | 60 | 1 | | 48 | 109 | 1,126 | 109 | 0 |
| Associate professors | 67 | | | 24 | 91 | 891 | 91 | 0 |
| Assistant professors | 53 | | | 18 | 71 | 693 | 71 | 0 |
| Instructors | 19 | | | 9 | 28 | 279 | 28 | 0 |
| Lecturers | 1 | | | | 1 | 9 | 1 | 0 |
| No academic rank | | | | 0 | 0 | 0 | 0 | 0 |
| Total men | 200 | 1 | 0 | 99 | 300 | 2,998 | 300 | 0 |
| Women | | | | | | | | |
| Professors | 22 | | | 15 | 37 | 378 | 37 | 0 |
| Associate professors | 65 | | | 30 | 95 | 945 | 95 | 0 |
| Assistant professors | 46 | | | 23 | 69 | 690 | 69 | 0 |
| Instructors | 33 | | | 18 | 51 | 513 | 51 | 0 |

| | | | | | | | | |
|----------------------------|----------------------|----------------------|----------------------|----------------------|-----|-------|-----|---|
| Lecturers | <input type="text"/> | <input type="text"/> | <input type="text"/> | <input type="text"/> | 0 | 0 | 0 | 0 |
| No academic rank | <input type="text"/> | <input type="text"/> | <input type="text"/> | <input type="text"/> | 0 | 0 | 0 | 0 |
| Total women | 166 | 0 | 0 | 86 | 252 | 2,526 | 252 | 0 |
| Total (men + women) | 366 | 1 | 0 | 185 | 552 | 5,524 | 552 | 0 |


Institution: Florida Agricultural and Mechanical University (133650)

User ID: P1336501

Part G - Salary outlays for full-time instructional staff

**Salary outlays for full-time, non-medical, instructional staff
by gender and academic rank**

As of November 1, 2012

| Gender and academic rank | Headcount (from Part G, screen 1) OR Total employees for Salary reporting | Total Number of Months (from Part G, screen 1) |  Salary Outlays | Weighted average Salaries per month |
|--------------------------|--|---|--|--|
| Men | | | | |
| Professors | 109 | 1,126 | <input type="text" value="11,378,148"/> | 10,105 |
| Associate professors | 91 | 891 | <input type="text" value="7,305,268"/> | 8,199 |
| Assistant professors | 71 | 693 | <input type="text" value="4,505,665"/> | 6,502 |
| Instructors | 28 | 279 | <input type="text" value="1,634,474"/> | 5,858 |
| Lecturers | 1 | 9 | <input type="text" value="124,630"/> | 13,848 |
| No academic rank | 0 | 0 | <input type="text"/> | |
| Total men | 300 | 2,998 | 24,948,185 | 8,322 |
| Women | | | | |
| Professors | 37 | 378 | <input type="text" value="3,490,879"/> | 9,235 |
| Associate professors | 95 | 945 | <input type="text" value="7,706,523"/> | 8,155 |
| Assistant professors | 69 | 690 | <input type="text" value="4,575,311"/> | 6,631 |
| Instructors | 51 | 513 | <input type="text" value="3,029,081"/> | 5,905 |
| Lecturers | 0 | 0 | <input type="text"/> | |

| | | | | |
|----------------------------|-----|-------|----------------------|-------|
| No academic rank | 0 | 0 | <input type="text"/> | |
| Total women | 252 | 2,526 | 18,801,794 | 7,443 |
| Total (men + women) | 552 | 5,524 | 43,749,979 | 7,920 |



Institution: Florida Agricultural and Mechanical University (133650)

User ID: P1336501

Part G - Salary outlays for full-time non-instructional staff

**Salary outlays for full-time, non-medical, non-instructional staff
by occupational category**

As of November 1, 2012

| Occupational category |  Number of full-time staff |  Total salary outlays |
|---|---|--|
| <u>Postsecondary Teachers - Research</u> | 28 | <input type="text" value="1,207,169"/> |
| <u>Postsecondary Teachers - Public Service</u> | 3 | <input type="text" value="133,182"/> |
| <u>Library and Instructional Support Occupations</u> | 89 | <input type="text" value="3,250,122"/> |
| <u>Management Occupations</u> | 289 | <input type="text" value="21,389,769"/> |
| <u>Business and Financial Operations Occupations</u> | 114 | <input type="text" value="4,966,146"/> |
| <u>Computer, Engineering, and Science Occupations</u> | 88 | <input type="text" value="4,469,742"/> |
| <u>Community Service, Legal, Arts, and Media Occupations</u> | 67 | <input type="text" value="3,698,202"/> |
| <u>Healthcare Practitioners and Technical Occupations</u> | 7 | <input type="text" value="343,911"/> |
| <u>Service Occupations</u> | 214 | <input type="text" value="6,115,467"/> |
| <u>Sales and Related Occupations</u> | 2 | <input type="text" value="67,066"/> |
| <u>Office and Administrative Support Occupations</u> | 266 | <input type="text" value="9,301,378"/> |
| <u>Natural Resources, Construction, and Maintenance Occupations</u> | 10 | <input type="text" value="415,711"/> |
| <u>Production, Transportation, and Material Moving Occupations</u> | 6 | <input type="text" value="161,415"/> |

Institution: Florida Agricultural and Mechanical University (133650)

User ID: P1336501

Part D - Part-time staff

**Number of part-time staff
by occupational category, gender, and race/ethnicity**

As of November 1, 2012

- Report Hispanic/Latino individuals of any race as Hispanic/Latino
- Report race for non-Hispanic/Latino individuals only

| Gender and race/ethnicity | <u>Postsecondary Teachers</u> | | |
|--|---------------------------------|----------------------|-----------------------|
| | <u>Instructional Staff</u> | <u>Research</u> | <u>Public Service</u> |
| Men | | | |
| <u>Nonresident alien</u> | <input type="text" value="2"/> | <input type="text"/> | <input type="text"/> |
| <u>Hispanic/Latino</u> | <input type="text" value="2"/> | <input type="text"/> | <input type="text"/> |
| <u>American Indian or Alaska Native</u> | <input type="text"/> | <input type="text"/> | <input type="text"/> |
| <u>Asian</u> | <input type="text" value="3"/> | <input type="text"/> | <input type="text"/> |
| <u>Black or African American</u> | <input type="text" value="43"/> | <input type="text"/> | <input type="text"/> |
| <u>Native Hawaiian or Other Pacific Islander</u> | <input type="text"/> | <input type="text"/> | <input type="text"/> |
| <u>White</u> | <input type="text" value="21"/> | <input type="text"/> | <input type="text"/> |
| Two or more races | <input type="text"/> | <input type="text"/> | <input type="text"/> |
| <u>Race and ethnicity unknown</u> | <input type="text"/> | <input type="text"/> | <input type="text"/> |
| Total men | 71 | 0 | 0 |
| Women | | | |
| <u>Nonresident alien</u> | <input type="text" value="2"/> | <input type="text"/> | <input type="text"/> |
| <u>Hispanic/Latino</u> | <input type="text" value="3"/> | <input type="text"/> | <input type="text"/> |
| <u>American Indian or Alaska Native</u> | <input type="text"/> | <input type="text"/> | <input type="text"/> |
| <u>Asian</u> | <input type="text"/> | <input type="text"/> | <input type="text"/> |
| <u>Black or African American</u> | <input type="text" value="54"/> | <input type="text"/> | <input type="text"/> |
| <u>Native Hawaiian or Other Pacific Islander</u> | <input type="text"/> | <input type="text"/> | <input type="text"/> |
| <u>White</u> | <input type="text"/> | <input type="text"/> | <input type="text"/> |
| Two or more races | <input type="text"/> | <input type="text"/> | <input type="text"/> |
| <u>Race and ethnicity unknown</u> | <input type="text"/> | <input type="text"/> | <input type="text"/> |

| | | | |
|--|----------------------|----------------------|----------------------|
| <u>Native Hawaiian or Other Pacific Islander</u> | <input type="text"/> | <input type="text"/> | <input type="text"/> |
| <u>White</u> | 15 | <input type="text"/> | <input type="text"/> |
| Two or more races | <input type="text"/> | <input type="text"/> | <input type="text"/> |
| <u>Race and ethnicity unknown</u> | <input type="text"/> | <input type="text"/> | <input type="text"/> |
| Total women | 74 | 0 | 0 |
| Total (men+women) | 145 | 0 | 0 |

Institution: Florida Agricultural and Mechanical University (133650)

User ID: P1336501

Part D - Part-time staff

**Number of part-time non-instructional staff
by occupational category, gender, and race/ethnicity**

As of November 1, 2012

- Report Hispanic/Latino individuals of any race as Hispanic/Latino
- Report race for non-Hispanic/Latino individuals only

| Gender and race/ethnicity | <u>Archivists, Curators, and Museum Technicians</u> | <u>Librarians</u> | <u>Library Technicians</u> | <u>Other Teachers and Instructional Support Staff</u> | <u>Library and Instructional Support Occupations</u> |
|--|---|----------------------|----------------------------|---|--|
| Men | | | | | |
| <u>Nonresident alien</u> | <input type="text" value="0"/> | <input type="text"/> | <input type="text"/> | <input type="text"/> | 0 |
| <u>Hispanic/Latino</u> | <input type="text"/> | <input type="text"/> | <input type="text"/> | <input type="text"/> | 0 |
| <u>American Indian or Alaska Native</u> | <input type="text"/> | <input type="text"/> | <input type="text"/> | <input type="text"/> | 0 |
| <u>Asian</u> | <input type="text"/> | <input type="text"/> | <input type="text"/> | <input type="text"/> | 0 |
| <u>Black or African American</u> | <input type="text"/> | <input type="text"/> | <input type="text"/> | <input type="text"/> | 0 |
| <u>Native Hawaiian or Other Pacific Islander</u> | <input type="text"/> | <input type="text"/> | <input type="text"/> | <input type="text"/> | 0 |
| <u>White</u> | <input type="text"/> | <input type="text"/> | <input type="text"/> | <input type="text"/> | 0 |
| Two or more races | <input type="text"/> | <input type="text"/> | <input type="text"/> | <input type="text"/> | 0 |
| <u>Race and ethnicity unknown</u> | <input type="text"/> | <input type="text"/> | <input type="text"/> | <input type="text"/> | 0 |
| Total men | 0 | 0 | 0 | 0 | 0 |
| Women | | | | | |
| <u>Nonresident alien</u> | <input type="text"/> | <input type="text"/> | <input type="text"/> | <input type="text"/> | 0 |
| <u>Hispanic/Latino</u> | <input type="text"/> | <input type="text"/> | <input type="text"/> | <input type="text"/> | 0 |
| <u>American Indian or Alaska Native</u> | <input type="text"/> | <input type="text"/> | <input type="text"/> | <input type="text"/> | 0 |

| | | | | | |
|--|----------------------|----------------------|----------------------|----------------------|---|
| <u>Asian</u> | <input type="text"/> | <input type="text"/> | <input type="text"/> | <input type="text"/> | 0 |
| <u>Black or African American</u> | <input type="text"/> | <input type="text"/> | <input type="text"/> | <input type="text"/> | 0 |
| <u>Native Hawaiian or Other Pacific Islander</u> | <input type="text"/> | <input type="text"/> | <input type="text"/> | <input type="text"/> | 0 |
| <u>White</u> | <input type="text"/> | <input type="text"/> | <input type="text"/> | <input type="text"/> | 0 |
| Two or more races | <input type="text"/> | <input type="text"/> | <input type="text"/> | <input type="text"/> | 0 |
| <u>Race and ethnicity unknown</u> | <input type="text"/> | <input type="text"/> | <input type="text"/> | <input type="text"/> | 0 |
| Total women | 0 | 0 | 0 | 0 | 0 |
| Total (men+women) | 0 | 0 | 0 | 0 | 0 |

Institution: Florida Agricultural and Mechanical University (133650)

User ID: P1336501

Part D - Part-time staff

**Number of part-time staff
by occupational category, gender, and race/ethnicity**

As of November 1, 2012

- Report Hispanic/Latino individuals of any race as Hispanic/Latino
- Report race for non-Hispanic/Latino individuals only

| Gender and race/ethnicity | <u>Management Occupations</u> | <u>Business and Financial Operations Occupations</u> | <u>Computer, Engineering, and Science Occupations</u> | <u>Community Service, Legal, Arts, and Media Occupations</u> | <u>Healthcare Practitioners and Technical Occupations</u> |
|--|-------------------------------|--|---|--|---|
| Men | | | | | |
| <u>Nonresident alien</u> | <input type="text"/> | <input type="text"/> | <input type="text"/> | <input type="text"/> | <input type="text"/> |
| <u>Hispanic/Latino</u> | <input type="text"/> | <input type="text"/> | <input type="text"/> | <input type="text"/> | <input type="text"/> |
| <u>American Indian or Alaska Native</u> | <input type="text"/> | <input type="text"/> | <input type="text"/> | <input type="text"/> | <input type="text"/> |
| <u>Asian</u> | <input type="text"/> | <input type="text"/> | <input type="text"/> | <input type="text"/> | <input type="text"/> |
| <u>Black or African American</u> | <input type="text"/> | <input type="text"/> | <input type="text"/> | <input type="text"/> | <input type="text"/> |
| <u>Native Hawaiian or Other Pacific Islander</u> | <input type="text"/> | <input type="text"/> | <input type="text"/> | <input type="text"/> | <input type="text"/> |
| <u>White</u> | <input type="text"/> | <input type="text"/> | <input type="text"/> | <input type="text"/> | <input type="text"/> |
| Two or more races | <input type="text"/> | <input type="text"/> | <input type="text"/> | <input type="text"/> | <input type="text"/> |
| <u>Race and ethnicity unknown</u> | <input type="text"/> | <input type="text"/> | <input type="text"/> | <input type="text"/> | <input type="text"/> |
| Total men | 0 | 0 | 0 | 0 | 0 |
| Women | | | | | |
| <u>Nonresident alien</u> | <input type="text"/> | <input type="text"/> | <input type="text"/> | <input type="text"/> | <input type="text"/> |
| <u>Hispanic/Latino</u> | <input type="text"/> | <input type="text"/> | <input type="text"/> | <input type="text"/> | <input type="text"/> |

| | | | | | |
|--|----------------------|----------------------|----------------------|----------------------|----------------------|
| <u>American Indian or Alaska Native</u> | <input type="text"/> | <input type="text"/> | <input type="text"/> | <input type="text"/> | <input type="text"/> |
| <u>Asian</u> | <input type="text"/> | <input type="text"/> | <input type="text"/> | <input type="text"/> | <input type="text"/> |
| <u>Black or African American</u> | <input type="text"/> | <input type="text"/> | <input type="text"/> | <input type="text"/> | <input type="text"/> |
| <u>Native Hawaiian or Other Pacific Islander</u> | <input type="text"/> | <input type="text"/> | <input type="text"/> | <input type="text"/> | <input type="text"/> |
| <u>White</u> | <input type="text"/> | <input type="text"/> | <input type="text"/> | <input type="text"/> | <input type="text"/> |
| Two or more races | <input type="text"/> | <input type="text"/> | <input type="text"/> | <input type="text"/> | <input type="text"/> |
| <u>Race and ethnicity unknown</u> | <input type="text"/> | <input type="text"/> | <input type="text"/> | <input type="text"/> | <input type="text"/> |
| Total women | 1 | 0 | 0 | 0 | 0 |
| Total (men+women) | 1 | 0 | 0 | 0 | 0 |

Institution: Florida Agricultural and Mechanical University (133650)

User ID: P1336501

Part D - Part-time staff

**Number of part-time staff
by occupational category, gender, and race/ethnicity**

As of November 1, 2012

- Report Hispanic/Latino individuals of any race as Hispanic/Latino
- Report race for non-Hispanic/Latino individuals only

| Gender and race/ethnicity | <u>Service Occupations</u> | <u>Sales and Related Occupations</u> | <u>Office and Administrative Support Occupations</u> | <u>Natural Resources, Construction, and Maintenance Occupations</u> | <u>Production, Transportation, and Material Moving Occupations</u> | Grand Total (All part-time staff) |
|--|----------------------------|--------------------------------------|--|---|--|-----------------------------------|
| Men | | | | | | |
| <u>Nonresident alien</u> | <input type="text"/> | <input type="text"/> | <input type="text"/> | <input type="text"/> | <input type="text"/> | 2 |
| <u>Hispanic/Latino</u> | <input type="text"/> | <input type="text"/> | <input type="text"/> | <input type="text"/> | <input type="text"/> | 2 |
| <u>American Indian or Alaska Native</u> | <input type="text"/> | <input type="text"/> | <input type="text"/> | <input type="text"/> | <input type="text"/> | 0 |
| <u>Asian</u> | <input type="text"/> | <input type="text"/> | <input type="text"/> | <input type="text"/> | <input type="text"/> | 3 |
| <u>Black or African American</u> | <input type="text"/> | <input type="text"/> | <input type="text"/> | <input type="text"/> | <input type="text"/> | 43 |
| <u>Native Hawaiian or Other Pacific Islander</u> | <input type="text"/> | <input type="text"/> | <input type="text"/> | <input type="text"/> | <input type="text"/> | 0 |
| <u>White</u> | <input type="text"/> | <input type="text"/> | <input type="text"/> | <input type="text"/> | <input type="text"/> | 21 |
| Two or more races | <input type="text"/> | <input type="text"/> | <input type="text"/> | <input type="text"/> | <input type="text"/> | 0 |
| <u>Race and ethnicity unknown</u> | <input type="text"/> | <input type="text"/> | <input type="text"/> | <input type="text"/> | <input type="text"/> | 0 |
| Total men | 0 | 0 | 0 | 0 | 0 | 71 |

Women

| | | | | | | |
|---------------------------|----------------------|----------------------|----------------------|----------------------|----------------------|---|
| <u>Nonresident alien</u> | <input type="text"/> | <input type="text"/> | <input type="text"/> | <input type="text"/> | <input type="text"/> | 2 |
| <u>Hispanic/Latino</u> | <input type="text"/> | <input type="text"/> | <input type="text"/> | <input type="text"/> | <input type="text"/> | 3 |
| <u>American Indian or</u> | <input type="text"/> | <input type="text"/> | <input type="text"/> | <input type="text"/> | <input type="text"/> | 0 |

| | | | | | | |
|--|--------------------------------|----------------------|--------------------------------|----------------------|----------------------|-----|
| <u>Alaska Native</u> | <input type="text"/> | <input type="text"/> | <input type="text"/> | <input type="text"/> | <input type="text"/> | |
| <u>Asian</u> | <input type="text"/> | <input type="text"/> | <input type="text"/> | <input type="text"/> | <input type="text"/> | 0 |
| <u>Black or African American</u> | <input type="text" value="1"/> | <input type="text"/> | <input type="text" value="3"/> | <input type="text"/> | <input type="text"/> | 59 |
| <u>Native Hawaiian or Other Pacific Islander</u> | <input type="text"/> | <input type="text"/> | <input type="text"/> | <input type="text"/> | <input type="text"/> | 0 |
| <u>White</u> | <input type="text"/> | <input type="text"/> | <input type="text"/> | <input type="text"/> | <input type="text"/> | 15 |
| Two or more races | <input type="text"/> | <input type="text"/> | <input type="text"/> | <input type="text"/> | <input type="text"/> | 0 |
| <u>Race and ethnicity unknown</u> | <input type="text"/> | <input type="text"/> | <input type="text"/> | <input type="text"/> | <input type="text"/> | 0 |
| Total women | 1 | 0 | 3 | 0 | 0 | 79 |
| Total (men+women) | 1 | 0 | 3 | 0 | 0 | 150 |

Institution: Florida Agricultural and Mechanical University (133650)

User ID: P1336501

Part D - Graduate assistants

**Number of graduate assistants
by occupational category, gender, and race/ethnicity**

As of November 1, 2012

- Report Hispanic/Latino individuals of any race as Hispanic/Latino
- Report race for non-Hispanic/Latino individuals only

| Gender and race/ethnicity | <u>Teaching</u> | <u>Research</u> | <u>Management</u> | <u>Business and Financial Operations</u> | <u>Computer, Engineering, and Science</u> | <u>Community Service, Legal, Arts, and Media</u> | <u>Library and Instructional Support</u> | <u>Healthcare Practitioners and Technical</u> | Total |
|--|-----------------|-----------------|-------------------|--|---|--|--|---|-------|
| Men | | | | | | | | | |
| <u>Nonresident alien</u> | 2 | 7 | 16 | | | | | | 25 |
| <u>Hispanic/Latino</u> | 1 | 1 | | | | | | | 2 |
| <u>American Indian or Alaska Native</u> | | | | | | | | | 0 |
| <u>Asian</u> | 1 | | 1 | | | | | | 2 |
| <u>Black or African American</u> | 3 | 23 | 36 | | | | | | 62 |
| <u>Native Hawaiian or Other Pacific Islander</u> | | | 1 | | | | | | 1 |
| <u>White</u> | 1 | 7 | 2 | | | | | | 10 |
| Two or more races | | | | | | | | | 0 |
| <u>Race and ethnicity unknown</u> | | | | | | | | | 0 |
| Total men | 8 | 38 | 56 | 0 | 0 | 0 | 0 | 0 | 102 |
| Women | | | | | | | | | |
| <u>Nonresident alien</u> | 1 | 10 | 14 | | | | | | 25 |
| <u>Hispanic/Latino</u> | | | 1 | | | | | | 1 |
| <u>American Indian or Alaska Native</u> | | | | | | | | | 0 |
| <u>Asian</u> | | | 1 | | | | | | 1 |
| <u>Black or African</u> | | | | | | | | | 100 |

| | | | | | | | | | |
|--|--------------------------------|---------------------------------|---------------------------------|----------------------|----------------------|----------------------|----------------------|----------------------|-----|
| <u>American</u> | <input type="text" value="8"/> | <input type="text" value="34"/> | <input type="text" value="58"/> | <input type="text"/> | <input type="text"/> | <input type="text"/> | <input type="text"/> | <input type="text"/> | |
| <u>Native Hawaiian or Other Pacific Islander</u> | <input type="text"/> | <input type="text"/> | <input type="text"/> | <input type="text"/> | <input type="text"/> | <input type="text"/> | <input type="text"/> | <input type="text"/> | 0 |
| <u>White</u> | <input type="text" value="1"/> | <input type="text" value="5"/> | <input type="text" value="5"/> | <input type="text"/> | <input type="text"/> | <input type="text"/> | <input type="text"/> | <input type="text"/> | 11 |
| Two or more races | <input type="text"/> | <input type="text"/> | <input type="text" value="1"/> | <input type="text"/> | <input type="text"/> | <input type="text"/> | <input type="text"/> | <input type="text"/> | 1 |
| <u>Race and ethnicity unknown</u> | <input type="text"/> | <input type="text"/> | <input type="text"/> | <input type="text"/> | <input type="text"/> | <input type="text"/> | <input type="text"/> | <input type="text"/> | 0 |
| Total women | 10 | 49 | 80 | 0 | 0 | 0 | 0 | 0 | 139 |
| Total (men+women) | 18 | 87 | 136 | 0 | 0 | 0 | 0 | 0 | 241 |

Part E - Part-time staff

**Number of part-time staff
by tenure status and occupational category**

As of November 1, 2012

| Occupational category | Tenured | On Tenure Track | Not on Tenure Track | | | Without Faculty status | Total |
|--|--------------------------------|--------------------------------|------------------------|--------------------------------|----------------------------------|----------------------------------|-------|
| | | | Multi-year contract | Annual contract | Less-than- annual contract | | |
| <u>Postsecondary Teachers</u> | 3 | 3 | 0 | 9 | 0 | 130 | 145 |
| <u>Instruction</u> | 3 | 3 | 0 | 9 | 0 | 130 | 145 |
| Exclusively credit | <input type="text" value="3"/> | <input type="text" value="3"/> | <input type="text"/> | <input type="text" value="9"/> | <input type="text"/> | <input type="text" value="130"/> | 145 |
| Exclusively not-for-credit | <input type="text"/> | <input type="text"/> | <input type="text"/> | <input type="text"/> | <input type="text"/> | <input type="text"/> | 0 |
| Combined credit/not-for-credit | <input type="text"/> | <input type="text"/> | <input type="text"/> | <input type="text"/> | <input type="text"/> | <input type="text"/> | 0 |
| <u>Instruction/research/public service</u> | <input type="text"/> | <input type="text"/> | <input type="text"/> | <input type="text"/> | <input type="text"/> | <input type="text"/> | 0 |
| <u>Research</u> | <input type="text"/> | <input type="text"/> | <input type="text"/> | <input type="text"/> | <input type="text"/> | <input type="text"/> | 0 |
| <u>Public Service</u> | <input type="text"/> | <input type="text"/> | <input type="text"/> | <input type="text"/> | <input type="text"/> | <input type="text"/> | 0 |
| <u>Archivists, Curators, and Museum Technicians</u> | <input type="text"/> | <input type="text"/> | <input type="text"/> | <input type="text"/> | <input type="text"/> | <input type="text"/> | 0 |
| <u>Librarians</u> | <input type="text"/> | <input type="text"/> | <input type="text"/> | <input type="text"/> | <input type="text"/> | <input type="text"/> | 0 |
| <u>Library Technicians</u> | <input type="text"/> | <input type="text"/> | <input type="text"/> | <input type="text"/> | <input type="text"/> | <input type="text"/> | 0 |
| <u>Other Teachers and Instructional Support Staff</u> | <input type="text"/> | <input type="text"/> | <input type="text"/> | <input type="text"/> | <input type="text"/> | <input type="text"/> | 0 |
| <u>Management Occupations</u> | <input type="text"/> | <input type="text"/> | <input type="text"/> | <input type="text" value="1"/> | <input type="text"/> | <input type="text"/> | 1 |
| <u>Business and Financial Operations Occupations</u> | <input type="text"/> | <input type="text"/> | <input type="text"/> | <input type="text"/> | <input type="text"/> | <input type="text"/> | 0 |
| <u>Computer, Engineering, and Science Occupations</u> | <input type="text"/> | <input type="text"/> | <input type="text"/> | <input type="text"/> | <input type="text"/> | <input type="text"/> | 0 |
| <u>Community Service, Legal, Arts, and Media Occupations</u> | <input type="text"/> | <input type="text"/> | <input type="text"/> | <input type="text"/> | <input type="text"/> | <input type="text"/> | 0 |
| <u>Healthcare Practitioners and Technical Occupations</u> | <input type="text"/> | <input type="text"/> | <input type="text"/> | <input type="text"/> | <input type="text"/> | <input type="text"/> | 0 |

Part F - Part-time summary non-medical

**Summary of part-time staff
by tenure status and occupational category**

As of November 1, 2012

| Occupational category | Tenured | On Tenure Track | Not on Tenure Track | | | Without Faculty status | Total |
|--|---------|-----------------------|------------------------|--------------------|----------------------------------|------------------------------|-------|
| | | | Multi-year contract | Annual contract | Less-than- annual contract | | |
| Postsecondary Teachers | 3 | 3 | 0 | 9 | 0 | 130 | 145 |
| Instruction | 3 | 3 | 0 | 9 | 0 | 130 | 145 |
| Exclusively credit | 3 | 3 | | 9 | | 130 | 145 |
| Exclusively not-for-credit | | | | | | | 0 |
| Combined credit/not-for-credit | | | | | | | 0 |
| Instruction/research/public service | | | | | | | 0 |
| Research | | | | | | | 0 |
| Public Service | | | | | | | 0 |
| Archivists, Curators, and Museum Technicians | | | | | | | 0 |
| Librarians | | | | | | | 0 |
| Library Technicians | | | | | | | 0 |
| Other Teachers and Instructional Support Staff | | | | | | | 0 |
| Management Occupations | | | | 1 | | | 1 |
| Business and Financial Operations Occupations | | | | | | | 0 |
| Computer, Engineering, and Science Occupations | | | | | | | 0 |
| Community Service, Legal, Arts, and Media Occupations | | | | | | | 0 |
| Healthcare Practitioners and Technical Occupations | | | | | | | 0 |
| Service Occupations | | | | | | | 1 |
| Sales and Related Occupations | | | | | | | 0 |
| Office and Administrative Support Occupations | | | | | | | 3 |
| Natural Resources, Construction, and Maintenance Occupations | | | | | | | 0 |
| Production, Transportation, and Material Moving Occupations | | | | | | | 0 |
| Graduate Assistants | | | | | | | 241 |
| Teaching | | | | | | | 18 |
| Research | | | | | | | 87 |
| Management | | | | | | | 136 |

| | | |
|---|--|-----|
| management | | 100 |
| Business and Financial Operations | | 0 |
| Computer, Engineering, and Science | | 0 |
| Community Service, Legal, Arts, and Media | | 0 |
| Library and Instructional Support | | 0 |
| Healthcare Practitioners and Technical | | 0 |
| Total | | 391 |

Institution: Florida Agricultural and Mechanical University (133650)

User ID: P1336501

Part H - New Hires - Full-time instructional staff

**Number of newly hired full-time permanent instructional staff
by tenure status, gender, and race/ethnicity**

**(Hired full time between July 1 and October 31, 2012 and
still on payroll of the institution as of November 1, 2012)**

- Report Hispanic/Latino individuals of any race as Hispanic/Latino
- Report race for non-Hispanic/Latino individuals only

| Gender and race/ethnicity | <u>Tenured</u> | <u>On Tenure Track</u> | Not on Tenure Track | | | Without Faculty status | Total |
|--|----------------------|------------------------|----------------------------|------------------------|----------------------------------|------------------------|-------|
| | | | <u>Multi-year contract</u> | <u>Annual contract</u> | <u>Less-than-annual contract</u> | | |
| Men | | | | | | | |
| <u>Nonresident alien</u> | <input type="text"/> | 1 | <input type="text"/> | 1 | <input type="text"/> | <input type="text"/> | 2 |
| <u>Hispanic/Latino</u> | <input type="text"/> | 1 | <input type="text"/> | 1 | <input type="text"/> | <input type="text"/> | 2 |
| <u>American Indian or Alaska Native</u> | <input type="text"/> | <input type="text"/> | <input type="text"/> | <input type="text"/> | <input type="text"/> | <input type="text"/> | 0 |
| <u>Asian</u> | <input type="text"/> | <input type="text"/> | <input type="text"/> | 2 | <input type="text"/> | <input type="text"/> | 2 |
| <u>Black or African American</u> | <input type="text"/> | 4 | <input type="text"/> | 11 | <input type="text"/> | <input type="text"/> | 15 |
| <u>Native Hawaiian or Other Pacific Islander</u> | <input type="text"/> | <input type="text"/> | <input type="text"/> | <input type="text"/> | <input type="text"/> | <input type="text"/> | 0 |
| <u>White</u> | <input type="text"/> | <input type="text"/> | <input type="text"/> | 2 | <input type="text"/> | <input type="text"/> | 2 |
| Two or more races | <input type="text"/> | <input type="text"/> | <input type="text"/> | <input type="text"/> | <input type="text"/> | <input type="text"/> | 0 |
| <u>Race and ethnicity unknown</u> | <input type="text"/> | <input type="text"/> | <input type="text"/> | <input type="text"/> | <input type="text"/> | <input type="text"/> | 0 |
| Total men | 0 | 6 | 0 | 17 | 0 | 0 | 23 |
| Women | | | | | | | |
| <u>Nonresident alien</u> | <input type="text"/> | <input type="text"/> | <input type="text"/> | <input type="text"/> | <input type="text"/> | <input type="text"/> | 0 |
| <u>Hispanic/Latino</u> | <input type="text"/> | <input type="text"/> | <input type="text"/> | <input type="text"/> | <input type="text"/> | <input type="text"/> | 0 |
| <u>American Indian or Alaska Native</u> | <input type="text"/> | <input type="text"/> | <input type="text"/> | <input type="text"/> | <input type="text"/> | <input type="text"/> | 0 |
| <u>Asian</u> | <input type="text"/> | <input type="text"/> | <input type="text"/> | <input type="text"/> | <input type="text"/> | <input type="text"/> | 0 |
| <u>Black or African American</u> | <input type="text"/> | 2 | <input type="text"/> | 20 | <input type="text"/> | <input type="text"/> | 22 |
| <u>Native Hawaiian or Other Pacific Islander</u> | <input type="text"/> | <input type="text"/> | <input type="text"/> | <input type="text"/> | <input type="text"/> | <input type="text"/> | 0 |
| <u>White</u> | <input type="text"/> | <input type="text"/> | <input type="text"/> | <input type="text"/> | <input type="text"/> | <input type="text"/> | 0 |
| Two or more races | <input type="text"/> | <input type="text"/> | <input type="text"/> | <input type="text"/> | <input type="text"/> | <input type="text"/> | 0 |
| <u>Race and ethnicity unknown</u> | <input type="text"/> | <input type="text"/> | <input type="text"/> | <input type="text"/> | <input type="text"/> | <input type="text"/> | 0 |
| Total women | 0 | 2 | 0 | 20 | 0 | 0 | 22 |
| Total (men+women) | 0 | 8 | 0 | 37 | 0 | 0 | 45 |

Institution: Florida Agricultural and Mechanical University (133650)

User ID: P1336501

Part H - New Hires - Full-time staff

**Number of newly hired full-time staff
by occupational category, gender, and race/ethnicity**

**(Hired full time between July 1 and October 31, 2012 and
still on payroll of the institution as of November 1, 2012)**

| <ul style="list-style-type: none"> • Report Hispanic/Latino individuals of any race as Hispanic/Latino • Report race for non-Hispanic/Latino individuals only | | | | |
|---|--|--------------------------------|---------------------------|--|
| Gender and race/ethnicity | <u>Instructional Staff</u> (carried forward from Part H, screen 1) | Postsecondary Teachers | | <u>Library and Instructional Support Occupations</u> |
| | | <u>Research</u> | <u>Public Service</u> | |
| Men | | | | |
| <u>Nonresident alien</u> | 2 | <input type="text" value="1"/> | <input type="text"/> | <input type="text"/> |
| <u>Hispanic/Latino</u> | 2 | <input type="text"/> | <input type="text"/> | <input type="text"/> |
| <u>American Indian or Alaska Native</u> | 0 | <input type="text"/> | <input type="text"/> | <input type="text"/> |
| <u>Asian</u> | 2 | <input type="text"/> | <input type="text"/> | <input type="text"/> |
| <u>Black or African American</u> | 15 | <input type="text"/> | <input type="text"/> | <input type="text" value="2"/> |
| <u>Native Hawaiian or Other Pacific Islander</u> | 0 | <input type="text"/> | <input type="text"/> | <input type="text"/> |
| <u>White</u> | 2 | <input type="text"/> | <input type="text"/> | <input type="text"/> |
| Two or more races | 0 | <input type="text"/> | <input type="text"/> | <input type="text"/> |
| <u>Race and ethnicity unknown</u> | 0 | <input type="text"/> | <input type="text"/> | <input type="text"/> |
| Total men | 23 | 1 | 0 | 2 |
| Women | | | | |
| <u>Nonresident alien</u> | 0 | <input type="text"/> | <input type="text"/> | <input type="text"/> |
| <u>Hispanic/Latino</u> | 0 | <input type="text"/> | <input type="text"/> | <input type="text"/> |
| <u>American Indian or Alaska Native</u> | 0 | <input type="text"/> | <input type="text"/> | <input type="text"/> |
| <u>Asian</u> | 0 | <input type="text"/> | <input type="text"/> | <input type="text"/> |
| <u>Black or African American</u> | 22 | <input type="text"/> | <input type="text"/> | <input type="text" value="11"/> |
| <u>Native Hawaiian or Other Pacific Islander</u> | 0 | <input type="text"/> | <input type="text"/> | <input type="text"/> |
| <u>White</u> | 0 | <input type="text"/> | <input type="text"/> | <input type="text" value="1"/> |
| Two or more races | 0 | <input type="text"/> | <input type="text"/> | <input type="text"/> |
| <u>Race and ethnicity unknown</u> | 0 | <input type="text"/> | <input type="text"/> | <input type="text"/> |
| Total women | 22 | 0 | 0 | 12 |
| Total (men+women) | 45 | 1 | 0 | 14 |

Institution: Florida Agricultural and Mechanical University (133650)

User ID: P1336501

Part H - New Hires - Full-time non-instructional staff

**Number of newly hired full-time non-instructional staff
by occupational category, gender, and race/ethnicity**

**(Hired full time between July 1 and October 31, 2012 and
still on payroll of the institution as of November 1, 2012)**

- Report Hispanic/Latino individuals of any race as Hispanic/Latino

• Report race for non-Hispanic/Latino individuals only

| Gender and race/ethnicity | <u>Management Occupations</u> | <u>Business and Financial Operations Occupations</u> | <u>Computer, Engineering, and Science Occupations</u> | <u>Community Service, Legal, Arts, and Media Occupations</u> | <u>Healthcare Practitioners and Technical Occupations</u> |
|--|--------------------------------|--|---|--|---|
| Men | | | | | |
| <u>Nonresident alien</u> | <input type="text"/> | <input type="text" value="1"/> | <input type="text" value="1"/> | <input type="text"/> | <input type="text"/> |
| <u>Hispanic/Latino</u> | <input type="text"/> | <input type="text"/> | <input type="text"/> | <input type="text"/> | <input type="text"/> |
| <u>American Indian or Alaska Native</u> | <input type="text"/> | <input type="text"/> | <input type="text"/> | <input type="text"/> | <input type="text"/> |
| <u>Asian</u> | <input type="text"/> | <input type="text"/> | <input type="text"/> | <input type="text"/> | <input type="text"/> |
| <u>Black or African American</u> | <input type="text" value="2"/> | <input type="text"/> | <input type="text" value="1"/> | <input type="text" value="1"/> | <input type="text"/> |
| <u>Native Hawaiian or Other Pacific Islander</u> | <input type="text"/> | <input type="text"/> | <input type="text"/> | <input type="text"/> | <input type="text"/> |
| <u>White</u> | <input type="text" value="1"/> | <input type="text"/> | <input type="text"/> | <input type="text"/> | <input type="text"/> |
| Two or more races | <input type="text"/> | <input type="text"/> | <input type="text"/> | <input type="text"/> | <input type="text"/> |
| <u>Race and ethnicity unknown</u> | <input type="text"/> | <input type="text"/> | <input type="text"/> | <input type="text"/> | <input type="text"/> |
| Total men | 3 | 1 | 2 | 1 | 0 |
| Women | | | | | |
| <u>Nonresident alien</u> | <input type="text"/> | <input type="text"/> | <input type="text" value="1"/> | <input type="text"/> | <input type="text"/> |
| <u>Hispanic/Latino</u> | <input type="text" value="2"/> | <input type="text"/> | <input type="text"/> | <input type="text"/> | <input type="text"/> |
| <u>American Indian or Alaska Native</u> | <input type="text"/> | <input type="text"/> | <input type="text"/> | <input type="text"/> | <input type="text"/> |
| <u>Asian</u> | <input type="text"/> | <input type="text"/> | <input type="text"/> | <input type="text"/> | <input type="text"/> |
| <u>Black or African American</u> | <input type="text" value="8"/> | <input type="text" value="2"/> | <input type="text" value="1"/> | <input type="text"/> | <input type="text"/> |
| <u>Native Hawaiian or Other Pacific Islander</u> | <input type="text"/> | <input type="text"/> | <input type="text"/> | <input type="text"/> | <input type="text"/> |
| <u>White</u> | <input type="text"/> | <input type="text"/> | <input type="text" value="1"/> | <input type="text" value="1"/> | <input type="text"/> |
| Two or more races | <input type="text"/> | <input type="text"/> | <input type="text"/> | <input type="text"/> | <input type="text"/> |
| <u>Race and ethnicity unknown</u> | <input type="text"/> | <input type="text"/> | <input type="text"/> | <input type="text"/> | <input type="text"/> |
| Total women | 10 | 2 | 3 | 1 | 0 |

| | | | | | |
|--------------------------|-----------|----------|----------|----------|----------|
| Total women | 13 | 3 | 5 | 2 | 0 |
| Total (men+women) | 13 | 3 | 5 | 2 | 0 |

Institution: Florida Agricultural and Mechanical University (133650)

User ID: P1336501

Part H - New Hires - Full-time non-instructional staff and Total New Hires

Number of newly hired full-time non-instructional staff and Total new hires by occupational category, gender, and race/ethnicity

(Hired full time between July 1 and October 31, 2012 and still on payroll of the institution as of November 1, 2012)

- Report Hispanic/Latino individuals of any race as Hispanic/Latino
- Report race for non-Hispanic/Latino individuals only

| | | | | | | |
|--|--|------------------|-------------------|---------------------------|--------------------|--------------------------|
| | | | | | | Grand Total / All |
| | | <u>Sales and</u> | <u>Office and</u> | <u>Natural Resources,</u> | <u>Production,</u> | |

| Gender and race/ethnicity | <u>Service Occupations</u> | <u>Sales and Related Occupations</u> | <u>Administrative Support Occupations</u> | <u>Construction and Maintenance Occupations</u> | <u>Transportation and Material Moving Occupations</u> | (<u>Full-time new hires</u>) |
|--|--------------------------------|--------------------------------------|---|---|---|--------------------------------|
| Men | | | | | | |
| <u>Nonresident alien</u> | <input type="text"/> | <input type="text"/> | <input type="text"/> | <input type="text"/> | <input type="text"/> | 5 |
| <u>Hispanic/Latino</u> | <input type="text"/> | <input type="text"/> | <input type="text"/> | <input type="text"/> | <input type="text"/> | 2 |
| <u>American Indian or Alaska Native</u> | <input type="text"/> | <input type="text"/> | <input type="text"/> | <input type="text"/> | <input type="text"/> | 0 |
| <u>Asian</u> | <input type="text"/> | <input type="text"/> | <input type="text"/> | <input type="text"/> | <input type="text"/> | 2 |
| <u>Black or African American</u> | <input type="text" value="4"/> | <input type="text"/> | <input type="text" value="3"/> | <input type="text"/> | <input type="text"/> | 28 |
| <u>Native Hawaiian or Other Pacific Islander</u> | <input type="text"/> | <input type="text"/> | <input type="text"/> | <input type="text"/> | <input type="text"/> | 0 |
| <u>White</u> | <input type="text"/> | <input type="text"/> | <input type="text"/> | <input type="text"/> | <input type="text"/> | 3 |
| Two or more races | <input type="text"/> | <input type="text"/> | <input type="text"/> | <input type="text"/> | <input type="text"/> | 0 |
| <u>Race and ethnicity unknown</u> | <input type="text"/> | <input type="text"/> | <input type="text"/> | <input type="text"/> | <input type="text"/> | 0 |
| Total men | 4 | 0 | 3 | 0 | 0 | 40 |
| Women | | | | | | |
| <u>Nonresident alien</u> | <input type="text"/> | <input type="text"/> | <input type="text"/> | <input type="text"/> | <input type="text"/> | 1 |
| <u>Hispanic/Latino</u> | <input type="text"/> | <input type="text"/> | <input type="text"/> | <input type="text"/> | <input type="text"/> | 2 |
| <u>American Indian or Alaska Native</u> | <input type="text"/> | <input type="text"/> | <input type="text"/> | <input type="text"/> | <input type="text"/> | 0 |
| <u>Asian</u> | <input type="text"/> | <input type="text"/> | <input type="text"/> | <input type="text"/> | <input type="text"/> | 0 |
| <u>Black or African American</u> | <input type="text" value="3"/> | <input type="text"/> | <input type="text" value="8"/> | <input type="text"/> | <input type="text"/> | 55 |
| <u>Native Hawaiian or Other Pacific Islander</u> | <input type="text"/> | <input type="text"/> | <input type="text"/> | <input type="text"/> | <input type="text"/> | 0 |
| <u>White</u> | <input type="text"/> | <input type="text"/> | <input type="text"/> | <input type="text"/> | <input type="text"/> | 3 |
| Two or more races | <input type="text"/> | <input type="text"/> | <input type="text"/> | <input type="text"/> | <input type="text"/> | 0 |
| <u>Race and ethnicity unknown</u> | <input type="text"/> | <input type="text"/> | <input type="text"/> | <input type="text"/> | <input type="text"/> | 0 |
| Total women | 3 | 0 | 8 | 0 | 0 | 61 |

| | | | | | | |
|------------------------------|---|---|----|---|---|-----|
| Total (men+women) | 7 | 0 | 11 | 0 | 0 | 101 |
|------------------------------|---|---|----|---|---|-----|

Institution: Florida Agricultural and Mechanical University (133650)

User ID: P1336501

Human Resources Survey Evaluation

Were any staff members difficult to categorize? If so, please explain in the box below.

No Problem in Categorizing.

Institution: Florida Agricultural and Mechanical University (133650)

User ID: P1336501

Prepared by

| | | | | | | | | | |
|---|--|-----------------------|-------------|----------------------------------|------------|--------------------------------|-----------------|-----------------------|-------|
| This survey component was prepared by: | | | | | | | | | |
| <input type="radio"/> | Keyholder | <input type="radio"/> | SFA Contact | <input checked="" type="radio"/> | HR Contact | <input type="radio"/> | Finance Contact | <input type="radio"/> | Other |
| Name: | <input type="text" value="Kwadwo Owusu-Aduemiri"/> | | | | | | | | |
| Email: | <input type="text" value="k.owusu@famu.edu"/> | | | | | | | | |
| How long did it take to prepare this survey component? | | | | <input type="text" value="6"/> | hours | <input type="text" value="0"/> | minutes | | |
| <p>The name of the preparer is being collected so that we can follow up with the appropriate person in the event that there are questions concerning the data. The Keyholder will be copied on all email correspondence to other preparers.</p> | | | | | | | | | |

The time it took to prepare this component is being collected so that we can continue to improve our estimate of the

reporting burden associated with IPEDS. Please include in your estimate the time it took for you to review instructions, query and search data sources, complete and review the component, and submit the data through the Data Collection System.

Thank you for your assistance.

Institution: Florida Agricultural and Mechanical University (133650)

User ID: P1336501

Summary

Human Resources Component Summary (Applicable to Degree-granting institutions and Related Administrative Offices)

IPEDS collects important information regarding your institution. All data reported in IPEDS survey components become available in the IPEDS Data Center and appear as aggregated data in various Department of Education reports. Additionally, some of the reported data appears specifically for your institution through the College Navigator website and is included in your institution's Data Feedback Report (DFR). The purpose of this summary is to provide you an opportunity to view some of the data that, when accepted through the IPEDS quality control process, will appear on the College Navigator website and/or your DFR. College Navigator is updated approximately three months after the data collection period closes and Data Feedback Reports will be available through the ExPT and sent to your institution's CEO in November 2013.

Please review your data for accuracy. If you have questions about the data displayed below after reviewing the data reported on the survey screens, please contact the IPEDS Help Desk at: 1-877-225-2568 or ipedshelp@rti.org.

Number of staff by employment status and occupational category:

Fall 2012

Fall 2012

| Occupational category | Reported values | | FTE staff |
|--|---------------------------|---------------------------|-----------|
| | Number of full-time staff | Number of part-time staff | |
| Total number of staff | 1,735 | 150 | 1,785 |
| Postsecondary Teachers | 583 | 145 | 631 |
| Instructional Staff | 552 | 145 | 600 |
| Instruction | 552 | 145 | 600 |
| Exclusively credit | 552 | 145 | 600 |
| Exclusively not-for-credit | 0 | 0 | 0 |
| Combined credit/not-for-credit | 0 | 0 | 0 |
| Instruction/research/public service | 0 | 0 | 0 |
| Research | 28 | 0 | 28 |
| Public Service | 3 | 0 | 3 |
| Library and Instructional Support Occupations | 89 | 0 | 89 |
| Librarians, Curators, and Archivists | 48 | 0 | 48 |
| Archivists, Curators, and Museum Technicians | 0 | 0 | 0 |
| Librarians | 20 | 0 | 20 |
| Library Technicians | 28 | 0 | 28 |
| Other Teachers and Instructional Support Staff | 41 | 0 | 41 |
| Management Occupations | 289 | 1 | 289 |
| Business and Financial Operations Occupations | 114 | 0 | 114 |
| Computer, Engineering, and Science Occupations | 88 | 0 | 88 |
| Community Service, Legal, Arts, and Media Occupations | 67 | 0 | 67 |
| Healthcare Practitioners and Technical Occupations | 7 | 0 | 7 |
| Service Occupations | 214 | 1 | 214 |
| Sales and Related Occupations | 2 | 0 | 2 |
| Office and Administrative Support Occupations | 266 | 3 | 267 |
| Natural Resources, Construction, and Maintenance Occupations | 10 | 0 | 10 |
| Production, Transportation, and Material Moving Occupations | 6 | 0 | 6 |

NOTE: Full-time-equivalent (FTE) staff is calculated by summing the total number of full-time staff and adding one-third of the total number of part-time staff. Graduate assistants are not included in the above figures. Many of the FTE figures may be included in the DFR.

**Salaries of full-time instructional staff by contract length and academic rank:
Academic year 2012-13**

| Academic rank | Full-time instructional staff | | | | Total employees for Salary reporting | Total Number of Months | Salary Outlays | Weighted average Salaries per month |
|---------------------|-------------------------------|--------------------|--------------------|--------------------|--------------------------------------|------------------------|----------------|-------------------------------------|
| | 9-month contracts | 10-month contracts | 11-month contracts | 12-month contracts | | | | |
| All Ranks | 366 | 1 | | 185 | 552 | 5,524 | \$43,749,979 | \$7,920 |
| Professor | 82 | 1 | | 63 | 146 | 1,504 | \$14,869,027 | \$9,886 |
| Associate professor | 132 | | | 54 | 186 | 1,836 | \$15,011,791 | \$8,176 |
| Assistant professor | 99 | | | 41 | 140 | 1,383 | \$9,080,976 | \$6,566 |
| Instructor | 52 | | | 27 | 79 | 792 | \$4,663,555 | \$5,888 |

| | | | | | | | | |
|------------------|---|--|--|--|---|---|-----------|----------|
| Lecturer | 1 | | | | 1 | 9 | \$124,630 | \$13,848 |
| No academic rank | | | | | | | | |

NOTE: The above data are based on the Salary outlays part of the IPEDS HR component. The Weighted average salaries per month of full-time instructional staff by academic rank are calculated by adding the salary outlays reported for Men plus Women by academic rank [reported on the Part G, Salary outlays screen] then dividing the sum by the "Total Number of Months" for Men plus Women by academic rank [calculated from data reported on the Part G, Salary Worksheet screen]. Salaries of full-time instructional staff on less-than-9-month contracts are not collected. Also, salaries of medical school staff are not collected. The weighted average salaries per month may be included in the DFR.

Institution: Florida Agricultural and Mechanical University (133650)

User ID: P1336501

Edit Report

Human Resources

Florida Agricultural and Mechanical University (133650)

There are no errors for the selected survey and institution.