



*Florida A & M University
2016-2017 Fact Book*

**Degrees
Awarded**



Florida A&M University

Degree Offerings

Associate of Arts
Bachelor of Science/Arts
Specialist
Master of Science
Professional Doctoral
Research Doctoral

Schools and Colleges

School of Allied Health Sciences
School of Architecture and Engineering Technology
College of Science and Technology
College of Social Sciences, Arts and Humanities
School of Business and Industry (SBI)
College of Education
College of Agriculture and Food Sciences (CAFS)
School of the Environment
FAMU/FSU College of Engineering
School of Journalism and Graphic Communication
College of Law
School of Nursing
College of Pharmacy and Pharmaceutical Sciences

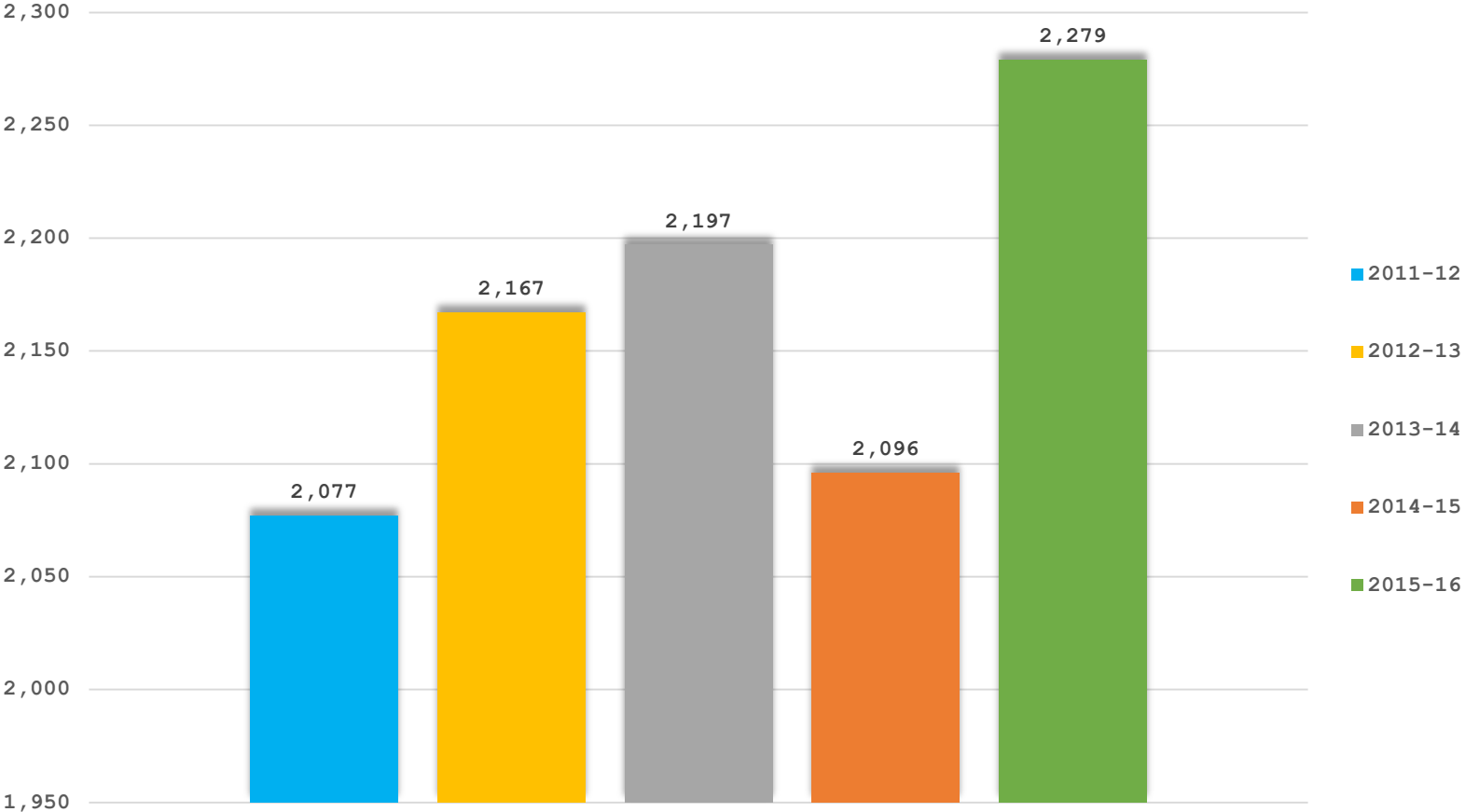


Degrees Awarded (2006-07 through 2015-16)

Degree	2006-07	2007-08	2008-09	2009-10	2010-11	2011-12	2012-13	2013-14	2014-15	2015-16
Bachelor	1,329	1,496	1,443	1,249	1,304	1,470	1,489	1,582	1,511	1,681
Master	288	245	271	341	294	270	274	277	231	272
Research Doctoral	29	11	19	16	22	23	23	23	21	20
Doc of Physical Therapy	N/A	N/A	11	14	13	21	23	28	30	36
First Professional	195	272	276	285	299	287	355	284	302	270
Specialist	14	9	5	7	4	6	3	3	1	N/A
Total	1,855	2,033	2,025	1,912	1,936	2,077	2,167	2,197	2,096	2,279

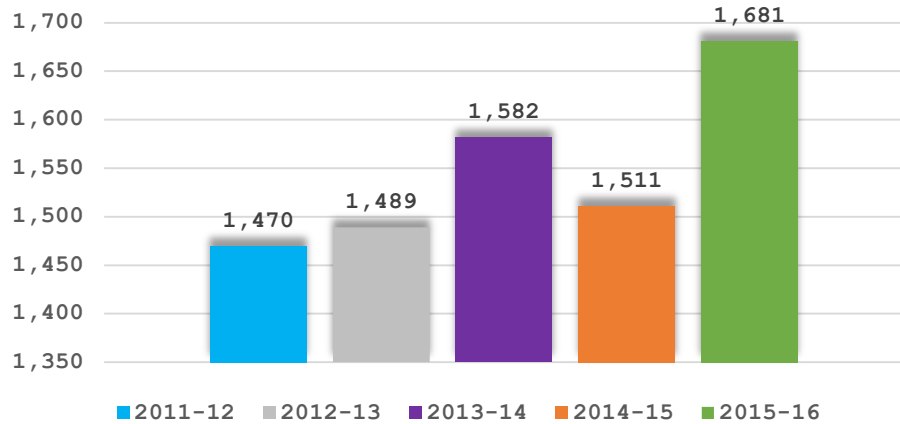


Degrees Awarded (2011-12 through 2015-16)

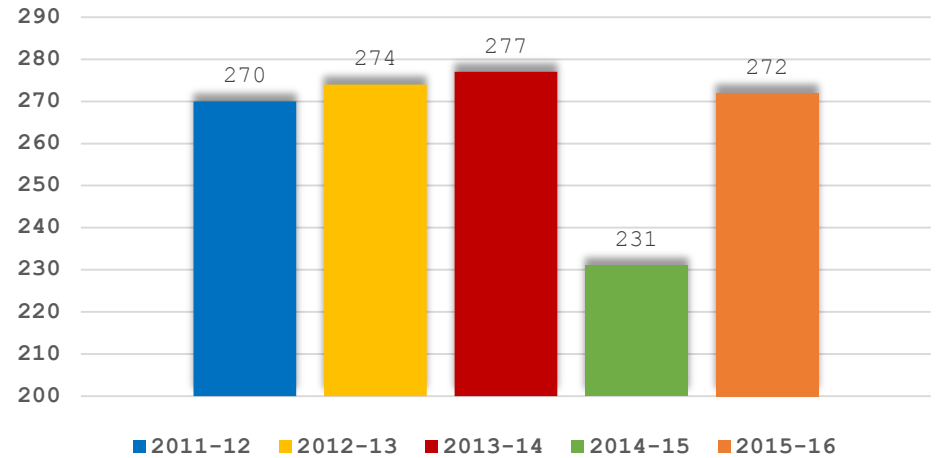


Degrees Awarded by Degree Type (2011-12 through 2015-16)

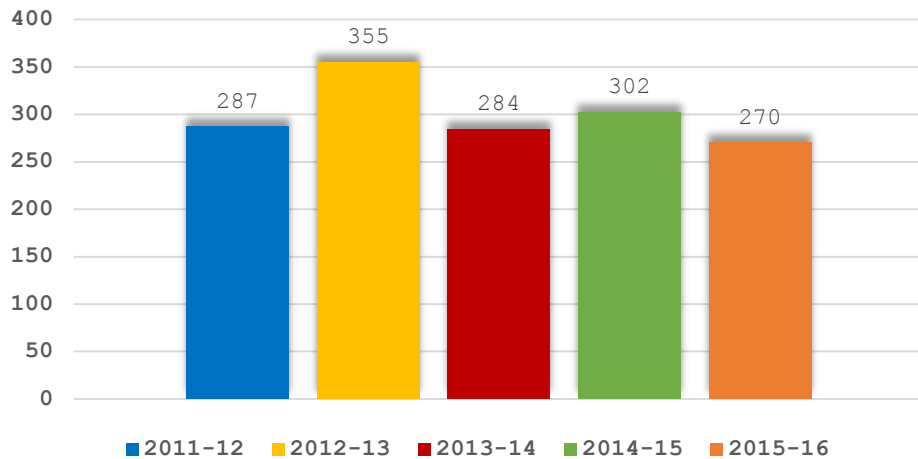
Total Number of Bachelor level Degrees Awarded
2011-12 through 2015-16



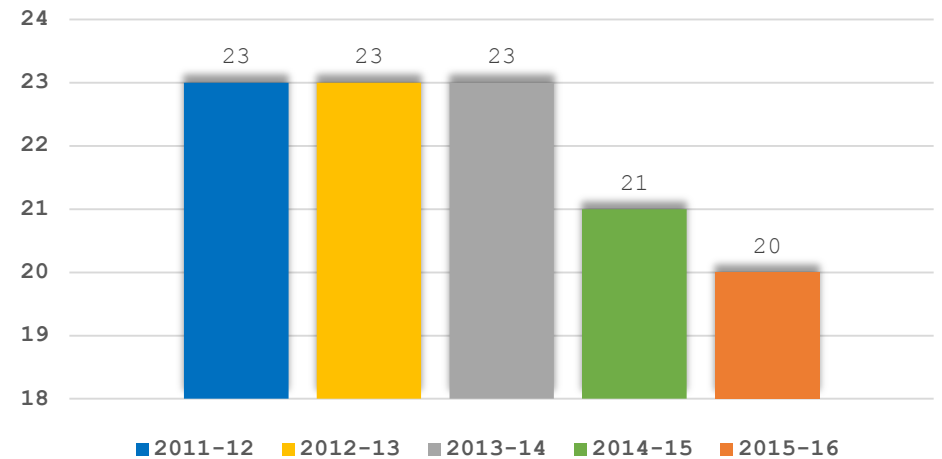
Total Number of Master level Degrees Awarded
2011-12 through 2015-16



Total Number of Professional level Degrees Awarded
2011-12 through 2015-16



Total Number of Doctoral level Degrees Awarded
2011-12 through 2015-16



Degrees Awarded by Schools and Colleges (2015-16)

School	Bachelor			Master			Research Doctoral			Doc of Physical Therapy			First Professional			Total		
	Female	Male	Total	Female	Male	Total	Female	Male	Total	Female	Male	Total	Female	Male	Total	Female	Male	Total
College of Agriculture and Food Sciences	24	18	42	5	3	8	0	0	0	0	0	0	0	0	0	29	21	50
College of Education	36	15	51	15	4	19	5	0	5	0	0	0	0	0	0	56	19	75
College of Engineering	19	26	45	0	4	4	0	2	2	0	0	0	0	0	0	19	32	51
College of Law	0	0	0	0	0	0	0	0	0	0	0	0	68	47	115	68	47	115
College of Pharmacy and Pharmaceutical Sciences	0	0	0	20	9	29	7	2	9	0	0	0	111	44	155	138	55	193
College of Science and Technology	81	51	132	8	6	14	0	1	1	0	0	0	0	0	0	89	58	147
College of Social Sciences, Arts and Humanities	447	253	700	54	22	76	0	0	0	0	0	0	0	0	0	501	275	776
School of Allied Health Sciences	235	92	327	31	6	37	0	0	0	24	12	36	0	0	0	290	110	400
School of Architecture and Engineering	22	43	65	13	21	34	0	0	0	0	0	0	0	0	0	35	64	99
School of Business and Industry	85	90	175	26	20	46	0	0	0	0	0	0	0	0	0	111	110	221
School of Journalism and Graphic Communication	42	17	59	0	0	0	0	0	0	0	0	0	0	0	0	42	17	59
School of Nursing	73	6	79	3	0	3	0	0	0	0	0	0	0	0	0	76	6	82
School of the Environment	4	2	6	2	0	2	2	1	3	0	0	0	0	0	0	8	3	11
Total	1,068	613	1,681	177	95	272	14	6	20	24	12	36	179	91	270	1,462	817	2,279



Degrees Awarded by Schools and Colleges (2014-15)

School	Bachelor			Master			Research Doctoral			Doc of Physical Therapy			First Professional			Specialist		Total		
	Female	Male	Total	Female	Male	Total	Female	Male	Total	Female	Male	Total	Female	Male	Total	Female	Total	Female	Male	Total
College of Agriculture and Food Sciences	33	20	53	2	2	4	0	0	0	0	0	0	0	0	0	0	0	35	22	57
College of Education	34	10	44	16	4	20	4	1	5	0	0	0	0	0	0	0	0	54	15	69
College of Engineering	6	18	24	0	2	2	0	1	1	0	0	0	0	0	0	0	0	6	21	27
College of Law	0	0	0	0	0	0	0	0	0	0	0	0	86	66	152	0	0	86	66	152
College of Pharmacy and Pharmaceutical Sciences	0	0	0	18	4	22	10	1	11	0	0	0	102	48	150	0	0	130	53	183
College of Science and Technology	66	61	127	7	4	11	2	1	3	0	0	0	0	0	0	0	0	75	66	141
College of Social Sciences, Arts and Humanities	322	212	534	44	20	64	0	0	0	0	0	0	0	0	0	1	1	367	232	599
School of Allied Health Sciences	218	80	298	29	6	35	0	0	0	20	10	30	0	0	0	0	0	267	96	363
School of Architecture and Engineering	15	23	38	7	8	15	0	0	0	0	0	0	0	0	0	0	0	22	31	53
School of Business and Industry	112	101	213	21	26	47	0	0	0	0	0	0	0	0	0	0	0	133	127	260
School of Journalism and Graphic Communication	65	36	101	0	0	0	0	0	0	0	0	0	0	0	0	0	0	65	36	101
School of Nursing	69	6	75	11	0	11	0	0	0	0	0	0	0	0	0	0	0	80	6	86
School of the Environment	1	3	4	0	0	0	1	0	1	0	0	0	0	0	0	0	0	2	3	5
Total	941	570	1,511	155	76	231	17	4	21	20	10	30	188	114	302	1	1	1,322	774	2,096



Degrees Awarded by Schools and Colleges (2013-14)

School	Bachelor			Master			Research Doctoral			Doc of Physical Therapy			First Professional			Specialist			Total		
	Female	Male	Total	Female	Male	Total	Female	Male	Total	Female	Male	Total	Female	Male	Total	Female	Male	Total	Female	Male	Total
College of Agriculture and Food Sciences	21	12	33	12	1	13	0	0	0	0	0	0	0	0	0	0	0	0	33	13	46
College of Education	52	20	72	22	10	32	3	1	4	0	0	0	0	0	0	0	0	0	77	31	108
College of Engineering	10	24	34	3	0	3	0	0	0	0	0	0	0	0	0	0	0	0	13	24	37
College of Law	0	0	0	0	0	0	0	0	0	0	0	0	93	83	176	0	0	0	93	83	176
College of Pharmacy and Pharmaceutical Sciences	0	0	0	13	8	21	7	7	14	0	0	0	74	34	108	0	0	0	94	49	143
College of Science and Technology	94	56	150	8	7	15	0	4	4	0	0	0	0	0	0	0	0	0	102	67	169
College of Social Sciences, Arts and Humanities	353	214	567	47	22	69	0	0	0	0	0	0	0	0	0	1	2	3	401	238	639
School of Allied Health Sciences	179	62	241	22	5	27	0	0	0	15	13	28	0	0	0	0	0	0	216	80	296
School of Architecture and Engineering Technology	26	67	93	4	8	12	0	0	0	0	0	0	0	0	0	0	0	0	30	75	105
School of Business and Industry	92	101	193	44	30	74	0	0	0	0	0	0	0	0	0	0	0	0	136	131	267
School of Journalism and Graphic Communication	80	45	125	1	1	2	0	0	0	0	0	0	0	0	0	0	0	0	81	46	127
School of Nursing	65	8	73	9	0	9	0	0	0	0	0	0	0	0	0	0	0	0	74	8	82
School of the Environment	0	1	1	0	0	0	1	0	1	0	0	0	0	0	0	0	0	0	1	1	2
Total	972	610	1,582	185	92	277	11	12	23	15	13	28	167	117	284	1	2	3	1,351	846	2,197



Degrees Awarded by Schools and Colleges (2012-13)

Schools / Colleges	Bachelor			Master			Research Doctoral			Doc of Physical			First Professional			Specialist		Total		
	Female	Male	Total	Female	Male	Total	Female	Male	Total	Female	Male	Total	Female	Male	Total	Female	Total	Female	Male	Total
College of Agriculture and Food Sciences	18	10	28	4	1	5	0	0	0	0	0	0	0	0	0	0	0	22	11	33
College of Education	38	11	49	17	8	25	2	5	7	0	0	0	0	0	0	0	0	57	24	81
College of Engineering	4	29	33	3	2	5	1	1	2	0	0	0	0	0	0	0	0	8	32	40
College of Law	0	0	0	0	0	0	0	0	0	0	0	0	119	105	224	0	0	119	105	224
College of Pharmacy and Pharmaceutical Sciences	0	0	0	18	5	23	4	1	5	0	0	0	99	32	131	0	0	121	38	159
College of Science and Technology	79	49	128	10	7	17	0	0	0	0	0	0	0	0	0	0	0	89	56	145
College of Social Sciences, Arts and Humanities	344	197	541	60	26	86	0	0	0	0	0	0	0	0	0	3	3	407	223	630
School of Allied Health Sciences	168	47	215	22	5	27	0	0	0	16	7	23	0	0	0	0	0	206	59	265
School of Architecture and Engineering Technology	23	75	98	7	14	21	0	0	0	0	0	0	0	0	0	0	0	30	89	119
School of Business and Industry	88	107	195	30	16	46	0	0	0	0	0	0	0	0	0	0	0	118	123	241
School of Journalism and Graphic Communication	75	40	115	4	2	6	0	0	0	0	0	0	0	0	0	0	0	79	42	121
School of Nursing	76	9	85	9	1	10	0	0	0	0	0	0	0	0	0	0	0	85	10	95
School of the Environment	0	2	2	2	1	3	7	2	9	0	0	0	0	0	0	0	0	9	5	14
Total	913	576	1,489	186	88	274	14	9	23	16	7	23	218	137	355	3	3	1,350	817	2,167



Degrees Awarded by Schools and Colleges (2011-12)

School/College	Bachelor			Master			Professional Doctoral			Research Doctoral			Specialist			Total		
	Female	Male	Total	Female	Male	Total	Female	Male	Total	Female	Male	Total	Female	Male	Total	Female	Male	Total
Allied Health	154	42	196	9	2	11	18	3	21	0	0	0	0	0	0	181	47	228
Architecture	12	33	45	7	15	22	0	0	0	0	0	0	0	0	0	19	48	67
Arts & Sciences	408	239	648	88	31	119	0	0	0	0	2	2	5	1	6	501	273	775
Business & Industry	112	92	204	22	16	38	0	0	0	0	0	0	0	0	0	134	108	242
Agri. & Food	25	51	76	4	1	5	0	0	0	0	0	0	0	0	0	29	52	81
Education	37	13	50	19	15	34	0	0	0	6	0	6	0	0	0	62	28	90
Environmental Sciences	0	0	0	1	1	2	0	0	0	3	0	3	0	0	0	4	1	5
FAMU/FSU Engineering	8	23	31	6	7	13	0	0	0	0	1	1	0	0	0	14	31	45
Journalism	87	44	131	2	0	2	0	0	0	0	0	0	0	0	0	89	44	133
Law	0	0	0	0	0	0	82	70	152	0	0	0	0	0	0	82	70	152
Nursing	86	3	89	6	0	6	0	0	0	0	0	0	0	0	0	92	3	95
Pharmacy	0	0	0	14	4	18	87	48	135	6	5	11	0	0	0	107	57	164
Total	929	540	1,470	178	92	270	187	121	308	15	8	23	5	1	6	1,314	762	2,077



Degrees Awarded by Schools and Colleges (2010-11)

School/College	Bachelor			Master			Professional Doctoral			Research Doctoral			Specialist			Total		
	Female	Male	Total	Female	Male	Total	Female	Male	Total	Female	Male	Total	Female	Male	Total	Female	Male	Total
Allied Health	138	47	185	18	8	26	5	8	13	0	0	0	0	0	0	161	63	224
Architecture	13	34	47	2	11	13	0	0	0	0	0	0	0	0	0	15	45	60
Arts & Sciences	336	216	552	89	43	132	0	0	0	1	0	1	3	1	4	429	260	689
Business & Industry	103	86	189	33	17	50	0	0	0	0	0	0	0	0	0	136	103	239
Agri. & Food	15	42	57	1	4	5	0	0	0	1	1	2	0	0	0	17	47	64
Education	41	17	58	28	14	42	0	0	0	2	1	3	0	0	0	71	32	103
Environmental Sciences	2	0	2	2	1	3	0	0	0	1	1	2	0	0	0	5	2	7
FAMU/FSU Engineering	5	27	32	2	3	5	0	0	0	0	4	4	0	0	0	7	34	41
Journalism	68	43	111	1	0	1	0	0	0	0	0	0	0	0	0	69	43	112
Law	0	0	0	0	0	0	99	61	160	0	0	0	0	0	0	99	61	160
Nursing	67	4	71	3	1	4	0	0	0	0	0	0	0	0	0	70	5	75
Pharmacy	0	0	0	8	5	13	86	53	139	4	6	10	0	0	0	98	64	162
Total	788	516	1,304	187	107	294	190	122	312	9	13	22	3	1	4	1,177	759	1,936



Degrees Awarded by School/College, by Program Category

School	Degree	Cip	Program	2012-13	2013-14	2014-15	2015-16	
College of Social Sciences, Arts and Humanities	Bachelor	050201	African-American/Black Studies	4	3	4	3	
		160901	French Language and Literature	1	0	0	0	
		160905	Spanish Language and Literature	6	3	0	0	
		230101	English Language and Literature, General	16	26	18	17	
		300000	Interdisciplinary Studies	0	0	38	201	
		389999	Philosophy and Religious Studies, Other	11	7	9	5	
		420101	Psychology, General	99	109	82	85	
		430104	Criminal Justice/Safety Studies	179	194	178	128	
		440701	Social Work	74	73	80	77	
		451001	Political Science and Government, General	73	67	47	61	
		451101	Sociology	29	31	44	28	
		500501	Drama and Dramatics/Theatre Arts, General	14	17	10	12	
		500702	Fine/Studio Arts, General	4	4	6	0	
		500901	Music, General	23	19	15	16	
	500910	Jazz/Jazz Studies	2	1	0	0		
	540101	History, General	6	14	13	15		
	Master	422802	Community Psychology	11	5	8	19	
		440701	Social Work	22	15	12	9	
		450101	Social Sciences, General	53	49	44	48	
	Specialist	422805	School Psychology	3	3	1	0	
Total				630	640	609	724	
College of Science and Technology	Bachelor	110101	Computer and Information Sciences, General	25	32	26	15	
		110103	Information Technology	3	12	17	22	
		260101	Biology/Biological Sciences, General	82	83	65	82	
		270101	Mathematics, General	7	6	8	4	
		400501	Chemistry, General	7	12	8	6	
		400801	Physics, General	4	5	3	3	
	Master	110101	Computer and Information Sciences, General	8	7	3	3	
		260101	Biology/Biological Sciences, General	2	3	6	7	
		400501	Chemistry, General	7	4	2	4	
	Research Doctoral	400801	Physics, General	0	1	0	0	
	Total				145	169	141	147
	School of Journalism and Graphic Communication	Bachelor	90401	Journalism	46	51	33	64
			90902	Public Relations/Image Management	40	37	45	39
500409			Graphic Design	24	37	23	20	
500499			Design and Applied Arts, Other	5	0	0	0	
Master		90401	Journalism	6	2	0	0	
Total				121	127	101	123	



Degrees Awarded by School/College, by Program Category (cont)

School	Degree	Cip	Program	2012-13	2013-14	2014-15	2015-16
College of Education	Bachelor	131202	Elementary Education and Teaching	25	39	22	18
		131210	Early Childhood Education and Teaching	3	3	4	7
		131303	Business Teacher Education	8	13	0	0
		131305	English/Language Arts Teacher Education	1	0	1	1
		131311	Mathematics Teacher Education	1	1	0	0
		131312	Music Teacher Education	6	4	0	4
		131314	Physical Education Teaching and Coaching	3	11	1	0
		131317	Social Science Teacher Education	2	0	2	0
		310501	Health, Physical Education/Fitness	0	0	4	9
	Master	130301	Curriculum and Instruction	0	0	0	4
		130401	Educational Leadership and Administration, General	6	12	4	2
		131199	Student Counseling and Personnel Services, Other	10	11	5	7
		131305	English/Language Arts Teacher Education	1	0	0	0
		131314	Physical Education Teaching and Coaching	3	0	0	0
	310504	Sport Business Management	5	9	11	6	
Research Doctoral	130401	Educational Leadership and Administration, General	7	4	5	5	
Total			81	107	59	63	
School of Business and Industry	Bachelor	450601	Economics, General	15	20	9	19
		520201	Business Administration and Management, General	133	133	159	127
		520301	Accounting	47	40	45	29
	Master	520201	Business Administration and Management, General	46	74	47	46
	Total			241	267	260	221
College of Pharmacy and Pharmaceutical Sciences	Master	512099	Pharmacy, Pharmaceutical Sciences, and Administrat	1	2	0	0
		512201	Public Health, General	22	19	22	29
	Research Doctoral	512099	Pharmacy, Pharmaceutical Sciences, and Administrat	3	12	5	3
		512201	Public Health, General	2	2	6	6
	First Professional	512001	Pharmacy	131	108	150	155
Total			159	143	183	193	
School of Allied Health Sciences	Bachelor	510000	Health Services/Allied Health/Health Sciences, Gen	122	143	189	206
		510701	Health/Health Care Administration/Management	53	58	67	64
		510706	Health Information/Medical Records Administration/	20	26	21	30
		510908	Respiratory Care Therapy/Therapist	20	14	21	27
	Master	510701	Health/Health Care Administration/Management	17	5	8	4
		512306	Occupational Therapy/Therapist	10	22	27	33
	Doc of Physical	512308	Physical Therapy/Therapist	23	28	30	36
Total			265	296	363	400	



Degrees Awarded by School/College, by Program Category (cont)

School	Degree	Cip	Program	2012-13	2013-14	2014-15	2015-16
School of Nursing	Bachelor	513801	Registered Nursing/Registered Nurse	85	73	75	79
	Master	513801	Registered Nursing/Registered Nurse	10	9	11	3
	Total	Total	Total	95	82	86	82
School of the Environment	Bachelor	30103	Environmental Studies	0	0	2	2
		30104	Environmental Science	2	1	2	4
	Master	30104	Environmental Science	3	0	0	2
	Research Doctoral	30104	Environmental Science	9	1	1	3
	Total			14	2	5	11
College of Agriculture and Food Sciences	Bachelor	10000	Agriculture, General	16	26	33	27
		10102	Agribusiness/Agricultural Business Operations	3	7	16	10
		10605	Landscaping and Groundskeeping	5	0	0	0
		10701	International Agriculture	3	0	0	0
		140301	Agricultural Engineering	1	0	4	5
	Master	10000	Agriculture, General	5	13	4	8
Total			33	46	57	50	
School of Architecture and Engineering Technology	Bachelor	40201	Architecture	55	62	19	40
		150201	Civil Engineering Technology/Technician	8	2	0	0
		150303	Electrical, Electronic and Communications Engineer	10	14	6	8
		151001	Construction Engineering Technology/Technician	25	15	13	17
	Master	40201	Architecture	15	12	15	34
		40601	Landscape Architecture	6	0	0	0
Total			119	105	53	99	
College of Engineering	Bachelor	140701	Chemical Engineering	4	5	1	6
		140801	Civil Engineering, General	8	10	6	10
		140901	Computer Engineering, General	2	3	5	6
		141001	Electrical and Electronics Engineerin	6	10	3	11
		141901	Mechanical Engineering	11	5	2	7
		143501	Industrial Engineering	2	1	7	5
	Master	140701	Chemical Engineering	0	1	0	0
		140801	Civil Engineering, General	2	1	0	0
		141001	Electrical and Electronics Engineerin	1	1	0	0
		141901	Mechanical Engineering	1	0	1	1
		143501	Industrial Engineering	1	0	1	3
	Research Doctoral	140701	Chemical Engineering	1	0	0	0
		140801	Civil Engineering, General	1	0	1	0
141001		Electrical and Electronics Engineerin	0	0	0	2	
Total			40	37	27	51	
College of Law	First Professional	220101	Law	224	176	152	115
	Total			224	176	152	115
Total	Total			2,167	2,197	2,096	2,279



Degrees Awarded by School/College, by Program Category (cont)

Degree Level	Program CIP	Program Name	2007-08	2008-09	2009-10	2010-11	2011-12
College of Arts and Sciences							
Bachelor	050201	African-American Studies	4	2	4	2	3
Bachelor	110101	Computer and Information Sciences	34	26	16	27	17
Bachelor	110103	Information Technology	0	0	0	0	1
Bachelor	131302	Art Education	0	1	0	1	1
Bachelor	131305	English Education	3	8	2	1	3
Bachelor	131311	Mathematics Education	7	3	0	3	1
Bachelor	131312	Music Education	13	7	10	4	9
Bachelor	131316	Science Education	2	0	0	1	2
Bachelor	131317	Social Science Education	2	5	3	7	5
Bachelor	160901	French	3	1	0	0	3
Bachelor	160905	Spanish	3	7	1	5	4
Bachelor	230101	English	16	19	24	18	20
Bachelor	260101	Biology	49	51	50	49	66
Bachelor	270101	Mathematics	3	5	3	4	7
Bachelor	389999	Philosophy & Religion	4	5	7	8	9
Bachelor	400501	Chemistry	19	17	8	10	9
Bachelor	400801	Physics	1	4	2	5	3
Bachelor	420101	Psychology	104	79	88	77	104
Bachelor	430104	Bachelor of Criminal Justice	144	139	120	145	165
Bachelor	440701	Social Work	24	30	42	38	61
Bachelor	450601	Economics	34	25	22	15	19
Bachelor	451001	Political Science	90	62	71	63	69



Degrees Awarded by School/College, by Program Category (cont)

Degree Level	Program CIP	Program Name	2007-08	2008-09	2009-10	2010-11	2011-12
College of Arts and Sciences (cont)							
Bachelor	451101	Sociology	29	21	17	30	22
Bachelor	500501	Theatre	9	10	10	13	15
Bachelor	500702	Fine Arts	6	1	3	3	4
Bachelor	500901	Music	0	0	4	3	12
Bachelor	500903	Music Performance	0	2	1	1	3
Bachelor	500910	Jazz Studies	2	4	0	2	3
Bachelor	540101	History	8	8	10	17	8
Master	110101	Computer and Information Sciences	4	4	2	6	5
Master	260101	Biology	1	3	3	1	8
Master	400501	Chemistry	6	7	7	7	6
Master	400801	Physics	0	2	2	1	1
Master	420401	Community Psychology	8	1	11	0	0
Master	420401	Community Psychology	0	0	0	12	10
Master	421701	School Psychology	8	8	6	0	0
Master	421701	School Psychology	0	0	2	1	0
Master	440701	Social Work	7	14	17	16	20
Master	450101	Social Sciences	40	42	102	88	69
Doctoral	400801	Physics	2	0	1	1	2
Specialist	421701	School Psychology	9	5	7	0	0
Specialist	421701	School Psychology	0	0	0	4	6
SCHOOL			698	628	678	689	775



Degrees Awarded by School/College, by Program Category (cont)

Degree Level	Program CIP	Program Name	2007-08	2008-09	2009-10	2010-11	2011-12
School of Allied Health							
Bachelor	510000	Health Science	83	73	53	103	99
Bachelor	510701	Health Care Administration	24	46	50	46	44
Bachelor	510706	Health Information Management	19	28	29	27	25
Bachelor	510908	Cardiopulmonary Science	10	22	7	9	28
Master	510701	Health Care Administration	9	8	9	10	10
Master	512306	Occupational Therapy	6	9	14	14	1
Master	512308	Physical Therapy	10	8	0	2	0
Professional	512308	Physical Therapy	0	11	14	13	21
SCHOOL			161	205	176	224	228
School of Architecture							
Bachelor	040201	Architecture	65	68	47	47	45
Master	040201	Architecture	5	11	15	6	17
Master	040601	Master of Landscape Architecture	4	0	7	7	5
SCHOOL			74	79	69	60	67
School of the Environment							
Bachelor	030104	Environmental Science	6	6	5	2	0
Master	030104	Environmental Science	1	1	3	3	2
Doctoral	030104	Environmental Science	3	1	3	2	3
SCHOOL			10	8	11	7	5



Degrees Awarded by School/College, by Program Category (cont)

Degree Level	Program CIP	Program Name	2007-08	2008-09	2009-10	2010-11	2011-12
College of Agriculture and Food Sciences							
Bachelor	010000	Agricultural Science	10	12	17	9	11
Bachelor	010102	Agribusiness	9	10	7	15	9
Bachelor	010605	Landscape Design & Mgmt	1	5	9	3	8
Bachelor	010701	International Agriculture and Business	1	3	0	1	6
Bachelor	140301	Biological & Agricultural System Engineering	1	3	2	1	4
Bachelor	150201	Civil Engineering Tech	3	6	10	7	16
Bachelor	150303	Electronic Engineering Tech	6	13	7	8	10
Bachelor	150613	Manufacturing Engineering Tech	1	0	0	0	0
Bachelor	151001	Construction Engineering Tech	17	15	16	13	12
Master	010000	Agricultural Science	4	0	4	5	5
Doctoral	260702	Doctor of Philosophy in Entomology	0	0	0	2	0
SCHOOL			53	67	72	64	81
School of Education							
Bachelor	131202	Elementary Education	64	47	38	34	29
Bachelor	131210	Pre-Kindergarten/ Primary Education	8	4	3	1	4
Bachelor	131303	Business Education	15	7	13	7	12
Bachelor	131314	Physical Education	17	10	11	16	5
Master	130401	Educational Leadership	10	24	23	11	8
Master	131199	Counselor Education	12	7	7	10	10
Master	131201	Adult Education	0	0	1	2	0
Master	131202	Elementary Education	4	1	7	1	1
Master	131205	Secondary Education	0	1	0	0	0
Master	131305	English Education	1	1	2	1	1



Degrees Awarded by School/College, by Program Category (cont)

Degree Level	Program CIP	Program Name	2007-08	2008-09	2009-10	2010-11	2011-12
School of Education (cont)							
Master	131311	Mathematics Education	6	0	1	1	1
Master	131314	Physical Education	3	2	2	12	11
Master	131317	Social Science Education	0	1	0	2	0
Master	131320	Industrial Arts and Technology Education	0	0	1	2	2
Doctoral	130401	Educational Leadership	1	5	8	3	6
SCHOOL			141	110	117	103	90
School of Journalism							
Bachelor	090401	Journalism	42	46	36	37	51
Bachelor	090902	Public Relations	49	29	36	39	40
Bachelor	500409	Graphic Design	21	24	21	29	31
Bachelor	500499	Graphic Communications	5	7	6	6	9
Master	090401	Journalism	3	3	1	1	2
SCHOOL			120	109	100	112	133
School of Nursing							
Bachelor	511601	Nursing	69	75	71	0	0
Bachelor	511601	Nursing	0	0	0	71	89
Master	511601	Nursing	1	2	5	0	0
Master	511601	Nursing	0	0	0	4	6
SCHOOL			70	77	76	75	95



Degrees Awarded by School/College, by Program Category (cont)

Degree Level	Program CIP	Program Name	2007-08	2008-09	2009-10	2010-11	2011-12
School of Engineering (FAMU/FSU)							
Bachelor	140701	Chemical Engineering	3	2	3	3	5
Bachelor	140801	Civil Engineering	9	5	11	13	7
Bachelor	140901	Computer Engineering	7	10	0	2	3
Bachelor	141001	Electrical Engineering	16	14	8	4	6
Bachelor	141901	Mechanical Engineering	8	9	5	4	4
Bachelor	143501	Industrial Engineering	12	6	9	6	6
Master	140501	Biomedical Engineering	0	1	0	0	1
Master	140701	Chemical Engineering	0	0	1	0	1
Master	140801	Civil Engineering	0	0	3	1	6
Master	141001	Electrical Engineering	0	0	2	1	2
Master	141901	Mechanical Engineering	1	0	0	1	1
Master	143501	Industrial Engineering	2	3	3	2	2
Doctoral	140701	Chemical Engineering	0	0	0	1	0
Doctoral	140801	Civil Engineering	1	2	0	0	0
Doctoral	141001	Electrical Engineering	1	2	2	1	0
Doctoral	141901	Mechanical Engineering	1	2	0	2	1
Doctoral	143501	Industrial Engineering	1	0	0	0	0
SCHOOL			62	56	47	41	45

Law School

Professional	220101	Juris Doctor	122	160	145	160	152
--------------	--------	--------------	-----	-----	-----	-----	-----



Degrees Awarded by School/College, by Program Category (cont)

Degree Level	Program CIP	Program Name	2007-08	2008-09	2009-10	2010-11	2011-12
School of Pharmacy							
Master	512099	Pharmaceutical Sciences	3	1	3	3	4
Master	512201	Public Health	18	16	20	10	14
Doctoral	512099	Pharmaceutical Sciences	1	5	1	8	5
Doctoral	512201	Public Health	0	2	1	2	6
Professional	512001	Doctor of Pharmacy	150	116	140	139	135
SCHOOL			172	140	165	162	164
School of Business and Industry							
Bachelor	520201	Business Administration	243	262	160	154	160
Bachelor	520301	Accounting	39	34	40	35	44
Master	520201	Business Administration	68	90	55	50	38
SCHOOL			350	386	255	239	242
Grand Total			2,033	2,025	1,912	1,936	2,077



Degrees Awarded by Degree Type, by Ethnic Origin (2015-16)

Bachelor

CIP	Program	Non Resident Alien	Hispanic	American Indian	Asian	Black	White	2 or more Races	Total
010000	Agriculture, General	0	2	0	2	19	4	0	27
010102	Agribusiness/Agricultural Business Operations	0	1	0	0	9	0	0	10
030103	Environmental Studies	0	0	0	0	1	1	0	2
030104	Environmental Science	0	0	0	0	4	0	0	4
040201	Architecture	2	2	0	2	33	1	0	40
050201	African-American/Black Studies	0	0	0	0	3	0	0	3
090401	Journalism	1	0	0	0	63	0	0	64
090902	Public Relations/Image Management	0	0	0	0	39	0	0	39
110101	Computer and Information Sciences, General	0	0	0	0	15	0	0	15
110103	Information Technology	0	1	0	0	21	0	0	22
131202	Elementary Education and Teaching	0	1	0	0	16	1	0	18
131210	Early Childhood Education and Teaching	0	0	0	0	7	0	0	7
131305	English/Language Arts Teacher Education	0	0	0	0	1	0	0	1
131312	Music Teacher Education	0	0	0	0	4	0	0	4
140301	Agricultural Engineering	0	1	0	0	4	0	0	5
140701	Chemical Engineering	0	0	0	0	6	0	0	6
140801	Civil Engineering, General	1	0	0	0	9	0	0	10
140901	Computer Engineering, General	0	0	0	0	6	0	0	6
141001	Electrical and Electronics Engineerin	0	1	0	1	8	1	0	11
141901	Mechanical Engineering	0	0	0	0	6	1	0	7
143501	Industrial Engineering	0	0	0	0	5	0	0	5
150303	Electrical, Electronic and Communications Engineer	0	1	0	0	7	0	0	8
151001	Construction Engineering Technology/Technician	0	0	0	0	16	1	0	17
230101	English Language and Literature, General	0	0	0	0	17	0	0	17
260101	Biology/Biological Sciences, General	0	0	1	1	76	3	1	82
270101	Mathematics, General	1	0	0	0	3	0	0	4
300000	Interdisciplinary Studies	2	1	0	1	192	5	0	201



Degrees Awarded by Degree Type, by Ethnic Origin (2015-16)

Bachelor (cont)

CIP	Program	Non Resident Alien	Hispanic	American Indian	Asian	Black	White	2 or more Races	Total
310501	Health, Physical Education/Fitness	0	0	0	0	7	2	0	9
389999	Philosophy and Religious Studies, Other	0	0	0	0	5	0	0	5
400501	Chemistry, General	0	0	0	0	6	0	0	6
400801	Physics, General	0	1	0	0	2	0	0	3
420101	Psychology, General	1	0	1	0	82	1	0	85
430104	Criminal Justice/Safety Studies	0	1	1	0	126	0	0	128
440701	Social Work	0	1	0	0	76	0	0	77
450601	Economics, General	2	0	0	0	16	1	0	19
451001	Political Science and Government, General	0	0	0	0	59	1	1	61
451101	Sociology	0	0	0	0	28	0	0	28
500409	Graphic Design	0	0	0	0	19	1	0	20
500501	Drama and Dramatics/Theatre Arts, General	0	0	0	0	12	0	0	12
500901	Music, General	0	0	0	0	15	1	0	16
510000	Health Services/Allied Health/Health Sciences, Gen	0	2	0	0	198	4	2	206
510701	Health/Health Care Administration/Management	0	2	0	0	62	0	0	64
510706	Health Information/Medical Records Administration/	0	0	0	1	29	0	0	30
510908	Respiratory Care Therapy/Therapist	0	0	0	0	27	0	0	27
513801	Registered Nursing/Registered Nurse	3	0	0	1	70	5	0	79
520201	Business Administration and Management, General	2	1	0	0	124	0	0	127
520301	Accounting	0	0	0	0	28	1	0	29
540101	History, General	0	1	0	0	13	0	1	15
Total		15	20	3	9	1,594	35	5	1,681



Degrees Awarded by Degree Type, by Ethnic Origin (2015-16)

Master

CIP	Program	Non Resident Alien	Hispanic	American Indian	Asian	Black	White	2 or more Races	Total
10000	Agriculture, General	3	0	0	0	5	0	0	8
30104	Environmental Science	0	0	0	0	2	0	0	2
40201	Architecture	10	1	0	1	19	3	0	34
110101	Computer and Information Sciences, General	1	0	0	0	2	0	0	3
130301	Curriculum and Instruction	0	0	0	0	3	1	0	4
130401	Educational Leadership and Administration, General	0	0	0	0	2	0	0	2
131199	Student Counseling and Personnel Services, Other	0	0	0	0	7	0	0	7
141901	Mechanical Engineering	1	0	0	0	0	0	0	1
143501	Industrial Engineering	0	0	0	0	3	0	0	3
260101	Biology/Biological Sciences, General	0	0	0	0	7	0	0	7
310504	Sport Business Management	0	1	0	0	5	0	0	6
400501	Chemistry, General	0	0	0	0	4	0	0	4
422802	Community Psychology	0	0	0	0	19	0	0	19
440701	Social Work	0	0	1	0	9	0	0	9
450101	Social Sciences, General	0	0	0	0	47	1	0	48
510701	Health/Health Care Administration/Management	0	0	0	0	4	0	0	4
512201	Public Health, General	0	0	0	0	29	0	0	29
512306	Occupational Therapy/Therapist	0	0	0	0	30	3	0	33
513801	Registered Nursing/Registered Nurse	0	0	0	0	2	1	0	3
520201	Business Administration and Management, General	2	0	0	0	44	0	0	46
Total	Total	17	2	0	1	243	9	0	272



Degrees Awarded by Degree Type, by Ethnic Origin (2015-16)

Research Doctoral

CIP	Program	Non Resident Alien	Hispanic	American Indian	Asian	Black	White	2 or more Races	Total
30104	Environmental Science	2	0	0	0	1	0	0	3
130401	Educational Leadership and Administration, General	0	0	0	0	5	0	0	5
141001	Electrical and Electronics Engineerin	0	0	0	0	2	0	0	2
400801	Physics, General	0	0	0	0	1	0	0	1
512099	Pharmacy, Pharmaceutical Sciences, and Administrat	1	0	0	0	2	0	0	3
512201	Public Health, General	0	0	0	0	6	0	0	6
Total		3	0	0	0	17	0	0	20

Doc of Physical Therapy

CIP	Program	Non Resident Alien	Hispanic	American Indian	Asian	Black	White	2 or more Races	Total
512308	Physical Therapy/Therapist				1	32	3		36
Total					1	32	3		36

First Professional

CIP	Program	Non Resident Alien	Hispanic	American Indian	Asian	Black	White	2 or more Races	Total
220101	Law	0	27	3	4	46	33	2	115
512001	Pharmacy	2	7	3	5	107	31	0	155
Total		2	34	6	9	153	64	2	270

Total

CIP	Program	Non Resident Alien	Hispanic	American Indian	Asian	Black	White	2 or more Races	Total
Total		37	56	9	20	2,039	111	7	2,279



Degrees Awarded by Degree Type, by Gender (2015-16)

Bachelor

CIP	Program	Female	Male	Total
010000	Agriculture, General	19	8	27
010102	Agribusiness/Agricultural Business Operations	3	7	10
030103	Environmental Studies	1	1	2
030104	Environmental Science	3	1	4
040201	Architecture	18	22	40
050201	African-American/Black Studies	2	1	3
090401	Journalism	46	18	64
090902	Public Relations/Image Management	33	6	39
110101	Computer and Information Sciences, General	6	9	15
110103	Information Technology	6	16	22
131202	Elementary Education and Teaching	15	3	18
131210	Early Childhood Education and Teaching	7	0	7
131305	English/Language Arts Teacher Education	1	0	1
131312	Music Teacher Education	1	3	4
140301	Agricultural Engineering	2	3	5
140701	Chemical Engineering	3	3	6
140801	Civil Engineering, General	5	5	10
140901	Computer Engineering, General	3	3	6
141001	Electrical and Electronics Engineerin	2	9	11
141901	Mechanical Engineering	3	4	7
143501	Industrial Engineering	3	2	5
150303	Electrical, Electronic and Communications Engineer	1	7	8
151001	Construction Engineering Technology/Technician	3	14	17
230101	English Language and Literature, General	15	2	17
260101	Biology/Biological Sciences, General	64	18	82
270101	Mathematics, General	1	3	4
300000	Interdisciplinary Studies	113	88	201
310501	Health, Physical Education/Fitness	3	6	9
389999	Philosophy and Religious Studies, Other	2	3	5
400501	Chemistry, General	3	3	6
400801	Physics, General	1	2	3
420101	Psychology, General	64	21	85
430104	Criminal Justice/Safety Studies	78	50	128
440701	Social Work	64	13	77
450601	Economics, General	5	14	19
451001	Political Science and Government, General	36	25	61
451101	Sociology	16	12	28
500409	Graphic Design	9	11	20
500501	Drama and Dramatics/Theatre Arts, General	9	3	12
500901	Music, General	6	10	16



Degrees Awarded by Degree Type, by Gender (2015-16)

Bachelor (cont)

CIP	Program	Female	Male	Total
510000	Health Services/Allied Health/Health Sciences, Gen	143	63	206
510701	Health/Health Care Administration/Management	48	16	64
510706	Health Information/Medical Records Administration/	23	7	30
510908	Respiratory Care Therapy/Therapist	21	6	27
513801	Registered Nursing/Registered Nurse	73	6	79
520201	Business Administration and Management, General	65	62	127
520301	Accounting	15	14	29
540101	History, General	5	10	15
Total	Total	1,068	613	1,681

Master

CIP	Program	Female	Male	Total
		Female	Male	Total
010000	Agriculture, General	5	3	8
030104	Environmental Science	2	0	2
040201	Architecture	13	21	34
110101	Computer and Information Sciences, General	2	1	3
130301	Curriculum and Instruction	2	2	4
130401	Educational Leadership and Administration, General	2	0	2
131199	Student Counseling and Personnel Services, Other	7	0	7
141901	Mechanical Engineering	0	1	1
143501	Industrial Engineering	0	3	3
260101	Biology/Biological Sciences, General	4	3	7
310504	Sport Business Management	4	2	6
400501	Chemistry, General	2	2	4
422802	Community Psychology	19	0	19
440701	Social Work	7	2	9
450101	Social Sciences, General	28	20	48
510701	Health/Health Care Administration/Management	3	1	4
512201	Public Health, General	20	9	29
512306	Occupational Therapy/Therapist	28	5	33
513801	Registered Nursing/Registered Nurse	3	0	3
520201	Business Administration and Management, General	26	20	46
Total	Total	177	95	272



Degrees Awarded by Degree Type, by Gender (2015-16)

Research Doctoral

CIP	Program	Female	Male	Total
030104	Environmental Science	2	1	3
130401	Educational Leadership and Administration, General	5	0	5
141001	Electrical and Electronics Engineerin	0	2	2
400801	Physics, General	0	1	1
512099	Pharmacy, Pharmaceutical Sciences, and Administrat	2	1	3
512201	Public Health, General	5	1	6
Total	Total	14	6	20

Doc of Physical Therapy

CIP	Program	Female	Male	Total
512308	Physical Therapy/Therapist	24	12	36
Total	Total	24	12	36

First Professional

CIP	Program	Female	Male	Total
220101	Law	68	47	115
512001	Pharmacy	111	44	155
Total	Total	179	91	270

Tota

CIP	Program	Female	Male	Total
Total	Total	1,462	817	2,279

