



Florida A & M University
2014-2015 Fact Book

**Degrees
Awarded**



Florida A&M University

Degree Offerings

Associate of Arts
Bachelor of Science/Arts
Specialist
Master of Science
Professional Doctoral
Research Doctoral

Schools and Colleges

School of Allied Health Sciences
School of Architecture
College of Science and Technology
College of Social Sciences, Arts and Humanities
School of Business and Industry (SBI)
College of Education
College of Agriculture and Food Sciences (CAFS)
School of the Environment
FAMU/FSU College of Engineering
School of Journalism and Graphic Communication
College of Law
School of Nursing
College of Pharmacy and Pharmaceutical Sciences

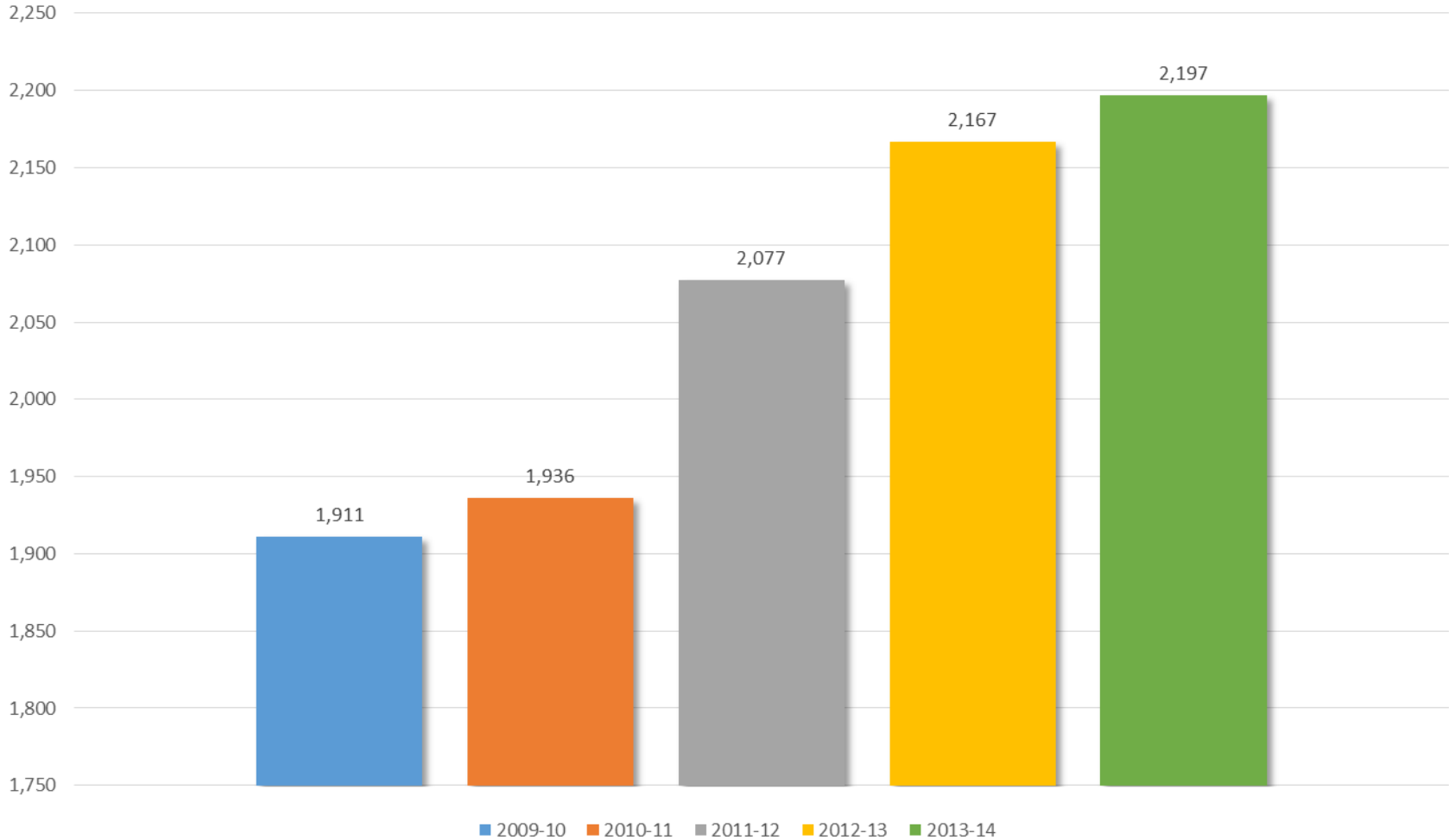


Degrees Awarded (2004-05 through 2013-14)

Degree	2004-05	2005-06	2006-07	2007-08	2008-09	2009-10	2010-11	2011-12	2012-13	2013-14
Bachelor	1,353	1,298	1,329	1,496	1,443	1,248	1,304	1,470	1,489	1,582
Master	306	244	288	245	271	341	294	270	274	277
Research Doctoral	21	16	29	11	19	16	22	23	23	23
Doc of Physical Therapy	N/A	N/A	N/A	N/A	11	14	13	21	23	28
First Professional	170	209	195	272	276	285	299	287	355	284
Specialist	N/A	N/A	14	9	5	7	4	6	3	3
Total	1,850	1,767	1,855	2,033	2,025	1,911	1,936	2,077	2,167	2,197

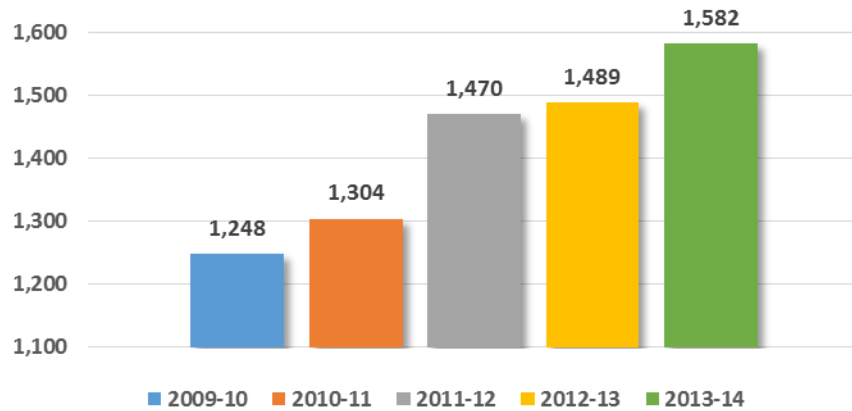


Degrees Awarded (2009-10 through 2013-14)

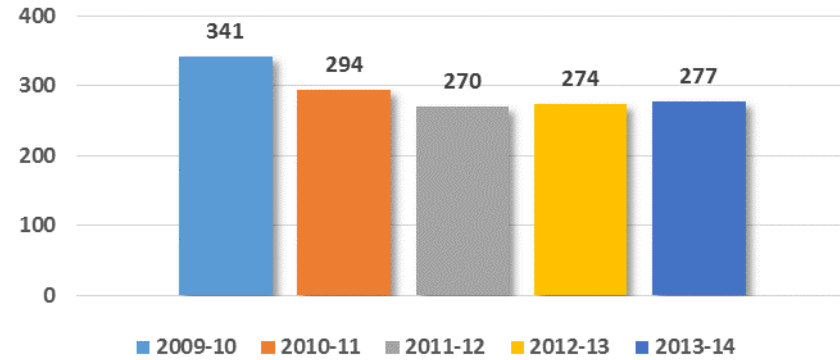


Degrees Awarded by Degree Type (2008-09 through 2012-13)

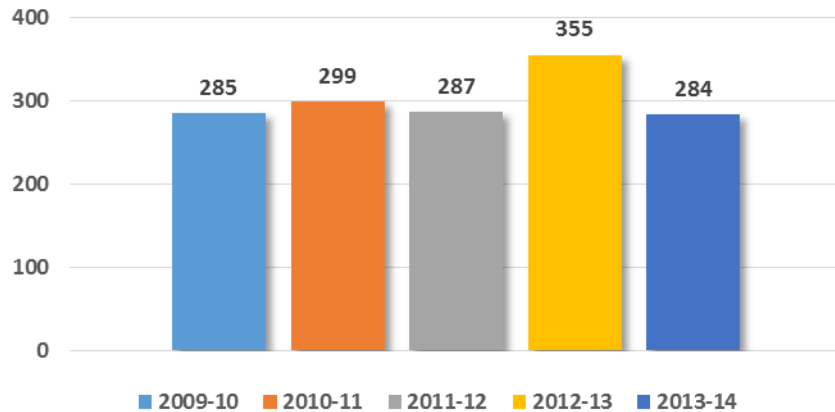
Total Number of Bachelor level Degrees Awarded
2009-10 through 2013-14



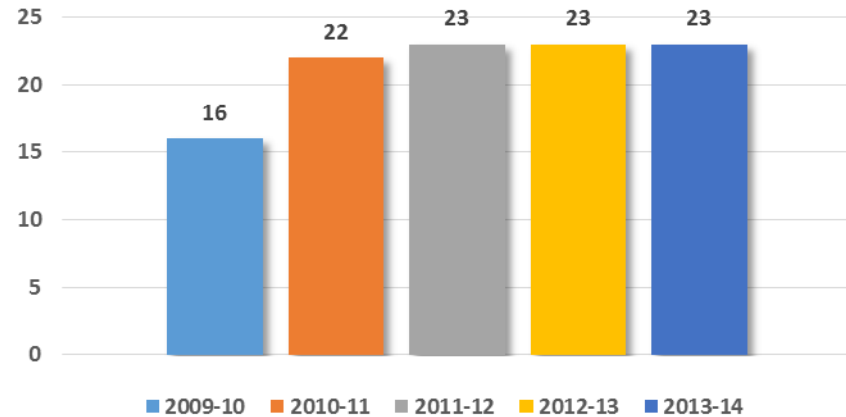
Total Number of Master level Degrees Awarded
2009-10 through 2013-14



Total Number of Professional level Degrees Awarded
2009-10 through 2013-14



Total Number of Doctoral level Degrees Awarded
2009-10 through 2013-14



Degrees Awarded by Schools and Colleges (2013-14)

School	Bachelor			Master			Research Doctoral			Doc of Physical Therapy			First Professional			Specialist			Total		
	Female	Male	Total	Female	Male	Total	Female	Male	Total	Female	Male	Total	Female	Male	Total	Female	Male	Total	Female	Male	Total
College of Agriculture and Food Sciences	21	12	33	12	1	13	0	0	0	0	0	0	0	0	0	0	0	0	33	13	46
College of Education	52	20	72	22	10	32	3	1	4	0	0	0	0	0	0	0	0	0	77	31	108
College of Engineering	10	24	34	3	0	3	0	0	0	0	0	0	0	0	0	0	0	0	13	24	37
College of Law	0	0	0	0	0	0	0	0	0	0	0	0	93	83	176	0	0	0	93	83	176
College of Pharmacy and Pharmaceutical Sciences	0	0	0	13	8	21	7	7	14	0	0	0	74	34	108	0	0	0	94	49	143
College of Science and Technology	94	56	150	8	7	15	0	4	4	0	0	0	0	0	0	0	0	0	102	67	169
College of Social Sciences, Arts and Humanities	353	214	567	47	22	69	0	0	0	0	0	0	0	0	0	1	2	3	401	238	639
School of Allied Health Sciences	179	62	241	22	5	27	0	0	0	15	13	28	0	0	0	0	0	0	216	80	296
School of Architecture and Engineering Technology	26	67	93	4	8	12	0	0	0	0	0	0	0	0	0	0	0	0	30	75	105
School of Business and Industry	92	101	193	44	30	74	0	0	0	0	0	0	0	0	0	0	0	0	136	131	267
School of Journalism and Graphic Communication	80	45	125	1	1	2	0	0	0	0	0	0	0	0	0	0	0	0	81	46	127
School of Nursing	65	8	73	9	0	9	0	0	0	0	0	0	0	0	0	0	0	0	74	8	82
School of the Environment	0	1	1	0	0	0	1	0	1	0	0	0	0	0	0	0	0	0	1	1	2
Total	972	610	1,582	185	92	277	11	12	23	15	13	28	167	117	284	1	2	3	1,351	846	2,197



Degrees Awarded by Schools and Colleges (2012-13)

Schools / Colleges	Bachelor			Master			Research Doctoral			Doc of Physical			First Professional			Specialist		Total		
	Female	Male	Total	Female	Male	Total	Female	Male	Total	Female	Male	Total	Female	Male	Total	Female	Total	Female	Male	Total
College of Agriculture and Food Sciences	18	10	28	4	1	5	0	0	0	0	0	0	0	0	0	0	0	22	11	33
College of Education	38	11	49	17	8	25	2	5	7	0	0	0	0	0	0	0	0	57	24	81
College of Engineering	4	29	33	3	2	5	1	1	2	0	0	0	0	0	0	0	0	8	32	40
College of Law	0	0	0	0	0	0	0	0	0	0	0	0	119	105	224	0	0	119	105	224
College of Pharmacy and Pharmaceutical Sciences	0	0	0	18	5	23	4	1	5	0	0	0	99	32	131	0	0	121	38	159
College of Science and Technology	79	49	128	10	7	17	0	0	0	0	0	0	0	0	0	0	0	89	56	145
College of Social Sciences, Arts and Humanities	344	197	541	60	26	86	0	0	0	0	0	0	0	0	0	3	3	407	223	630
School of Allied Health Sciences	168	47	215	22	5	27	0	0	0	16	7	23	0	0	0	0	0	206	59	265
School of Architecture and Engineering Technology	23	75	98	7	14	21	0	0	0	0	0	0	0	0	0	0	0	30	89	119
School of Business and Industry	88	107	195	30	16	46	0	0	0	0	0	0	0	0	0	0	0	118	123	241
School of Journalism and Graphic Communication	75	40	115	4	2	6	0	0	0	0	0	0	0	0	0	0	0	79	42	121
School of Nursing	76	9	85	9	1	10	0	0	0	0	0	0	0	0	0	0	0	85	10	95
School of the Environment	0	2	2	2	1	3	7	2	9	0	0	0	0	0	0	0	0	9	5	14
Total	913	576	1,489	186	88	274	14	9	23	16	7	23	218	137	355	3	3	1,350	817	2,167



Degrees Awarded by Schools and Colleges (2011-12)

School/College	Bachelor			Master			Professional Doctoral			Research Doctoral			Specialist			Total		
	Female	Male	Total	Female	Male	Total	Female	Male	Total	Female	Male	Total	Female	Male	Total	Female	Male	Total
Allied Health	154	42	196	9	2	11	18	3	21	0	0	0	0	0	0	181	47	228
Architecture	12	33	45	7	15	22	0	0	0	0	0	0	0	0	0	19	48	67
Arts & Sciences	408	239	648	88	31	119	0	0	0	0	2	2	5	1	6	501	273	775
Business & Industry	112	92	204	22	16	38	0	0	0	0	0	0	0	0	0	134	108	242
Agri. & Food	25	51	76	4	1	5	0	0	0	0	0	0	0	0	0	29	52	81
Education	37	13	50	19	15	34	0	0	0	6	0	6	0	0	0	62	28	90
Environmental Sciences	0	0	0	1	1	2	0	0	0	3	0	3	0	0	0	4	1	5
FAMU/FSU Engineering	8	23	31	6	7	13	0	0	0	0	1	1	0	0	0	14	31	45
Journalism	87	44	131	2	0	2	0	0	0	0	0	0	0	0	0	89	44	133
Law	0	0	0	0	0	0	82	70	152	0	0	0	0	0	0	82	70	152
Nursing	86	3	89	6	0	6	0	0	0	0	0	0	0	0	0	92	3	95
Pharmacy	0	0	0	14	4	18	87	48	135	6	5	11	0	0	0	107	57	164
Total	929	540	1,470	178	92	270	187	121	308	15	8	23	5	1	6	1,314	762	2,077



Degrees Awarded by Schools and Colleges (2010-11)

School/College	Bachelor			Master			Professional Doctoral			Research Doctoral			Specialist			Total		
	Female	Male	Total	Female	Male	Total	Female	Male	Total	Female	Male	Total	Female	Male	Total	Female	Male	Total
Allied Health	138	47	185	18	8	26	5	8	13	0	0	0	0	0	0	161	63	224
Architecture	13	34	47	2	11	13	0	0	0	0	0	0	0	0	0	15	45	60
Arts & Sciences	336	216	552	89	43	132	0	0	0	1	0	1	3	1	4	429	260	689
Business & Industry	103	86	189	33	17	50	0	0	0	0	0	0	0	0	0	136	103	239
Agri. & Food	15	42	57	1	4	5	0	0	0	1	1	2	0	0	0	17	47	64
Education	41	17	58	28	14	42	0	0	0	2	1	3	0	0	0	71	32	103
Environmental Sciences	2	0	2	2	1	3	0	0	0	1	1	2	0	0	0	5	2	7
FAMU/FSU Engineering	5	27	32	2	3	5	0	0	0	0	4	4	0	0	0	7	34	41
Journalism	68	43	111	1	0	1	0	0	0	0	0	0	0	0	0	69	43	112
Law	0	0	0	0	0	0	99	61	160	0	0	0	0	0	0	99	61	160
Nursing	67	4	71	3	1	4	0	0	0	0	0	0	0	0	0	70	5	75
Pharmacy	0	0	0	8	5	13	86	53	139	4	6	10	0	0	0	98	64	162
Total	788	516	1,304	187	107	294	190	122	312	9	13	22	3	1	4	1,177	759	1,936



Degrees Awarded by Schools and Colleges (2009-10)

School/College	Bachelor			Master			Professional Doctoral			Research Doctoral			Specialist			Total		
	Female	Male	Total	Female	Male	Total	Female	Male	Total	Female	Male	Total	Female	Male	Total	Female	Male	Total
Allied Health	100	39	139	21	2	23	7	7	14	0	0	0	0	0	0	128	48	176
Architecture	8	39	47	14	8	22	0	0	0	0	0	0	0	0	0	22	47	69
Arts & Sciences	322	196	518	105	47	152	0	0	0	1	0	1	7	0	7	435	243	678
Business & Industry	110	90	200	32	23	55	0	0	0	0	0	0	0	0	0	142	113	255
Agri. & Food	21	47	68	2	2	4	0	0	0	0	0	0	0	0	0	23	49	72
Education	47	18	65	33	11	44	0	0	0	5	3	8	0	0	0	85	32	117
Environmental Sciences	2	3	5	3	0	3	0	0	0	2	1	3	0	0	0	7	4	11
FAMU/FSU Engineering	14	22	36	3	6	9	0	0	0	0	2	2	0	0	0	17	30	47
Journalism	60	39	99	1	0	1	0	0	0	0	0	0	0	0	0	61	39	100
Law	0	0	0	0	0	0	89	56	145	0	0	0	0	0	0	89	56	145
Nursing	65	6	71	5	0	5	0	0	0	0	0	0	0	0	0	70	6	76
Pharmacy	0	0	0	19	4	23	97	43	140	1	1	2	0	0	0	117	48	165
Total	749	499	1,248	238	103	341	193	106	299	9	7	16	7	0	7	1,196	715	1,911



Degrees Awarded by School/College, by Program Category

School	Degree Level	CIP	Program	Year	
				Y12-13	Y13-14
College of Social Sciences, Arts and Humanities	Bachelor	050201	African-American/Black Studies	4	3
		160901	French	1	0
		160905	Spanish Language and Literature	6	3
		230101	English Language and Literature, General	16	26
		389999	Philosophy and Religious Studies, Other	11	7
		420101	Psychology, General	99	109
		430104	Criminal Justice/Safety Studies	179	194
		440701	Social Work	74	73
		451001	Political Science and Government, General	73	67
		451101	Sociology	29	31
		500501	Drama and Dramatics/Theatre Arts, General	14	16
		500702	Fine/Studio Arts, General	4	4
		500901	Music, General	23	19
	500910	Jazz/Jazz Studies	2	1	
	540101	History, General	6	14	
	Master	420401	Community Psychology	11	5
		440701	Social Work	22	15
450101		Social Sciences, General	53	49	
Specialist	421701	School Psychology	3	3	
Total			630	639	
College of Science and Technology	Bachelor	110101	Computer and Information Sciences, General	25	32
		110103	Information Technology	3	12
		260101	Biology/Biological Sciences, General	82	83
		270101	Mathematics, General	7	6
		400501	Chemistry, General	7	12
		400801	Physics, General	4	5
	Master	110101	Computer and Information Sciences, General	8	7
		260101	Biology/Biological Sciences, General	2	3
		400501	Chemistry, General	7	4
		400801	Physics, General	0	1
	Research Doctoral	400801	Physics, General	0	4
Total			145	169	
School of Journalism and Graphic Communication	Bachelor	090401	Journalism	46	51
		090902	Public Relations/Image Management	40	37
		500409	Graphic Design	24	37
		500499	Design and Applied Arts, Other	5	0
	Master	090401	Journalism	6	2
Total			121	127	



Degrees Awarded by School/College, by Program Category (cont)

School	Degree Level	CIP	Program	Year	
				Y12-13	Y13-14
College of Education	Bachelor	131202	Elementary Education and Teaching	25	39
		131210	Early Childhood Education and Teaching	3	3
		131303	Business Teacher Education	8	13
		131305	English/Language Arts Teacher Education	1	0
		131311	Mathematics Teacher Education	1	1
		131312	Music Teacher Education	6	4
		131314	Physical Education Teaching and Coaching	3	11
		131317	Social Science Teacher Education	2	0
		500501	Drama and Dramatics/Theatre Arts, General	0	1
	Master	130401	Educational Leadership and Administration, General	6	12
		131199	Student Counseling and Personnel Services, Other	10	11
		131305	English/Language Arts Teacher Education	1	0
		131314	Physical Education	3	0
	Research Doctoral	310504	Sport Management	5	9
		130401	Educational Leadership and Administration, General	7	4
Total				81	108
School of Business and Industry	Bachelor	450601	Economics, General	15	20
		520201	Business Administration and Management, General	133	133
		520301	Accounting	47	40
	Master	520201	Business Administration and Management, General	46	74
	Total				241
College of Pharmacy and Pharmaceutical Sciences	Master	512099	Pharmacy, Pharmaceutical Sciences, and Administrat	1	2
		512201	Public Health, General	22	19
	Research Doctoral	512099	Pharmacy, Pharmaceutical Sciences, and Administrat	3	12
		512201	Public Health, General	2	2
	First Professional	512001	Pharmacy	131	108
	Total				159
School of Allied Health Sciences	Bachelor	510000	Health Services/Allied Health/Health Sciences, Gen	122	143
		510701	Health/Health Care Administration/Management	53	58
		510706	Health Information/Medical Records Administration/	20	26
		510908	Respiratory Care Therapy/Therapist	20	14
		510701	Health/Health Care Administration/Management	17	5
	Master	512306	Occupational Therapy/Therapist	10	22
		512308	Physical Therapy/Therapist	23	28
	Doc of Physical Therapy	512308	Physical Therapy/Therapist	23	28
Total				265	296



Degrees Awarded by School/College, by Program Category (cont)

School	Degree Level	CIP	Program	Year		
				Y12-13	Y13-14	
School of Nursing	Bachelor	511601	Nursing	85	73	
	Master	511601	Nursing	10	9	
	Total			95	82	
School of the Environment	Bachelor	030104	Environmental Science	2	1	
	Master	030104	Environmental Science	3	0	
	Research Doctoral	030104	Environmental Science	9	1	
	Total			14	2	
School of Architecture and Engineering Technology	Bachelor	040201	Architecture	55	62	
		150201	Civil Engineering Technology/Technician	8	2	
		150303	Electrical, Electronic and Communications Engineer	10	14	
		151001	Construction Engineering Technology/Technician	25	15	
	Master	040201	Architecture	15	12	
		040601	Master of Landscape Architecture	6	0	
Total			119	105		
College of Engineering	Bachelor	010000	Agriculture, General	16	26	
		010102	Agribusiness/Agricultural Business Operations	3	7	
		010605	Landscaping and Groundskeeping	5	0	
		010701	International Agriculture	3	0	
		140301	Agricultural Engineering	1	0	
		140701	Chemical Engineering	4	5	
		140801	Civil Engineering, General	8	10	
		140901	Computer Engineering, General	2	3	
		141001	Electrical and Electronics Engineerin	6	10	
		141901	Mechanical Engineering	11	5	
		143501	Industrial Engineering	2	1	
		Master	010000	Agriculture, General	5	13
			140701	Chemical Engineering	0	1
	140801		Civil Engineering, General	2	1	
	141001		Electrical and Electronics Engineerin	1	1	
	141901		Mechanical Engineering	1	0	
	Research Doctoral	143501	Industrial Engineering	1	0	
		140701	Chemical Engineering	1	0	
	Total			73	83	
	College of Law	First Professional	220101	Law	224	176
Total				224	176	
Total	Total			2,167	2,197	



Degrees Awarded by School/College, by Program Category (cont)

Degree Level	Program CIP	Program Name	2007-08	2008-09	2009-10	2010-11	2011-12
College of Arts and Sciences							
Bachelor	050201	African-American Studies	4	2	4	2	3
Bachelor	110101	Computer and Information Sciences	34	26	16	27	17
Bachelor	110103	Information Technology	0	0	0	0	1
Bachelor	131302	Art Education	0	1	0	1	1
Bachelor	131305	English Education	3	8	2	1	3
Bachelor	131311	Mathematics Education	7	3	0	3	1
Bachelor	131312	Music Education	13	7	10	4	9
Bachelor	131316	Science Education	2	0	0	1	2
Bachelor	131317	Social Science Education	2	5	3	7	5
Bachelor	160901	French	3	1	0	0	3
Bachelor	160905	Spanish	3	7	1	5	4
Bachelor	230101	English	16	19	24	18	20
Bachelor	260101	Biology	49	51	50	49	66
Bachelor	270101	Mathematics	3	5	3	4	7
Bachelor	389999	Philosophy & Religion	4	5	7	8	9
Bachelor	400501	Chemistry	19	17	8	10	9
Bachelor	400801	Physics	1	4	2	5	3
Bachelor	420101	Psychology	104	79	88	77	104
Bachelor	430104	Bachelor of Criminal Justice	144	139	120	145	165
Bachelor	440701	Social Work	24	30	42	38	61
Bachelor	450601	Economics	34	25	22	15	19
Bachelor	451001	Political Science	90	62	71	63	69



Degrees Awarded by School/College, by Program Category (cont)

Degree Level	Program CIP	Program Name	2007-08	2008-09	2009-10	2010-11	2011-12
College of Arts and Sciences (cont)							
Bachelor	451101	Sociology	29	21	17	30	22
Bachelor	500501	Theatre	9	10	10	13	15
Bachelor	500702	Fine Arts	6	1	3	3	4
Bachelor	500901	Music	0	0	4	3	12
Bachelor	500903	Music Performance	0	2	1	1	3
Bachelor	500910	Jazz Studies	2	4	0	2	3
Bachelor	540101	History	8	8	10	17	8
Master	110101	Computer and Information Sciences	4	4	2	6	5
Master	260101	Biology	1	3	3	1	8
Master	400501	Chemistry	6	7	7	7	6
Master	400801	Physics	0	2	2	1	1
Master	420401	Community Psychology	8	1	11	0	0
Master	420401	Community Psychology	0	0	0	12	10
Master	421701	School Psychology	8	8	6	0	0
Master	421701	School Psychology	0	0	2	1	0
Master	440701	Social Work	7	14	17	16	20
Master	450101	Social Sciences	40	42	102	88	69
Doctoral	400801	Physics	2	0	1	1	2
Specialist	421701	School Psychology	9	5	7	0	0
Specialist	421701	School Psychology	0	0	0	4	6
SCHOOL			698	628	678	689	775



Degrees Awarded by School/College, by Program Category (cont)

Degree Level	Program CIP	Program Name	2007-08	2008-09	2009-10	2010-11	2011-12
School of Allied Health							
Bachelor	510000	Health Science	83	73	53	103	99
Bachelor	510701	Health Care Administration	24	46	50	46	44
Bachelor	510706	Health Information Management	19	28	29	27	25
Bachelor	510908	Cardiopulmonary Science	10	22	7	9	28
Master	510701	Health Care Administration	9	8	9	10	10
Master	512306	Occupational Therapy	6	9	14	14	1
Master	512308	Physical Therapy	10	8	0	2	0
Professional	512308	Physical Therapy	0	11	14	13	21
SCHOOL			161	205	176	224	228
School of Architecture							
Bachelor	040201	Architecture	65	68	47	47	45
Master	040201	Architecture	5	11	15	6	17
Master	040601	Master of Landscape Architecture	4	0	7	7	5
SCHOOL			74	79	69	60	67
School of the Environment							
Bachelor	030104	Environmental Science	6	6	5	2	0
Master	030104	Environmental Science	1	1	3	3	2
Doctoral	030104	Environmental Science	3	1	3	2	3
SCHOOL			10	8	11	7	5



Degrees Awarded by School/College, by Program Category (cont)

Degree Level	Program CIP	Program Name	2007-08	2008-09	2009-10	2010-11	2011-12
College of Agriculture and Food Sciences							
Bachelor	010000	Agricultural Science	10	12	17	9	11
Bachelor	010102	Agribusiness	9	10	7	15	9
Bachelor	010605	Landscape Design & Mgmt	1	5	9	3	8
Bachelor	010701	International Agriculture and Business	1	3	0	1	6
Bachelor	140301	Biological & Agricultural System Engineering	1	3	2	1	4
Bachelor	150201	Civil Engineering Tech	3	6	10	7	16
Bachelor	150303	Electronic Engineering Tech	6	13	7	8	10
Bachelor	150613	Manufacturing Engineering Tech	1	0	0	0	0
Bachelor	151001	Construction Engineering Tech	17	15	16	13	12
Master	010000	Agricultural Science	4	0	4	5	5
Doctoral	260702	Doctor of Philosophy in Entomology	0	0	0	2	0
SCHOOL			53	67	72	64	81
School of Education							
Bachelor	131202	Elementary Education	64	47	38	34	29
Bachelor	131210	Pre-Kindergarten/ Primary Education	8	4	3	1	4
Bachelor	131303	Business Education	15	7	13	7	12
Bachelor	131314	Physical Education	17	10	11	16	5
Master	130401	Educational Leadership	10	24	23	11	8
Master	131199	Counselor Education	12	7	7	10	10
Master	131201	Adult Education	0	0	1	2	0
Master	131202	Elementary Education	4	1	7	1	1
Master	131205	Secondary Education	0	1	0	0	0
Master	131305	English Education	1	1	2	1	1



Degrees Awarded by School/College, by Program Category (cont)

Degree Level	Program CIP	Program Name	2007-08	2008-09	2009-10	2010-11	2011-12
School of Education (cont)							
Master	131311	Mathematics Education	6	0	1	1	1
Master	131314	Physical Education	3	2	2	12	11
Master	131317	Social Science Education	0	1	0	2	0
Master	131320	Industrial Arts and Technology Education	0	0	1	2	2
Doctoral	130401	Educational Leadership	1	5	8	3	6
SCHOOL			141	110	117	103	90
School of Journalism							
Bachelor	090401	Journalism	42	46	36	37	51
Bachelor	090902	Public Relations	49	29	36	39	40
Bachelor	500409	Graphic Design	21	24	21	29	31
Bachelor	500499	Graphic Communications	5	7	6	6	9
Master	090401	Journalism	3	3	1	1	2
SCHOOL			120	109	100	112	133
School of Nursing							
Bachelor	511601	Nursing	69	75	71	0	0
Bachelor	511601	Nursing	0	0	0	71	89
Master	511601	Nursing	1	2	5	0	0
Master	511601	Nursing	0	0	0	4	6
SCHOOL			70	77	76	75	95



Degrees Awarded by School/College, by Program Category (cont)

Degree Level	Program CIP	Program Name	2007-08	2008-09	2009-10	2010-11	2011-12
School of Engineering (FAMU/FSU)							
Bachelor	140701	Chemical Engineering	3	2	3	3	5
Bachelor	140801	Civil Engineering	9	5	11	13	7
Bachelor	140901	Computer Engineering	7	10	0	2	3
Bachelor	141001	Electrical Engineering	16	14	8	4	6
Bachelor	141901	Mechanical Engineering	8	9	5	4	4
Bachelor	143501	Industrial Engineering	12	6	9	6	6
Master	140501	Biomedical Engineering	0	1	0	0	1
Master	140701	Chemical Engineering	0	0	1	0	1
Master	140801	Civil Engineering	0	0	3	1	6
Master	141001	Electrical Engineering	0	0	2	1	2
Master	141901	Mechanical Engineering	1	0	0	1	1
Master	143501	Industrial Engineering	2	3	3	2	2
Doctoral	140701	Chemical Engineering	0	0	0	1	0
Doctoral	140801	Civil Engineering	1	2	0	0	0
Doctoral	141001	Electrical Engineering	1	2	2	1	0
Doctoral	141901	Mechanical Engineering	1	2	0	2	1
Doctoral	143501	Industrial Engineering	1	0	0	0	0
SCHOOL			62	56	47	41	45
Law School							
Professional	220101	Juris Doctor	122	160	145	160	152



Degrees Awarded by School/College, by Program Category (cont)

Degree Level	Program CIP	Program Name	2007-08	2008-09	2009-10	2010-11	2011-12
--------------	-------------	--------------	---------	---------	---------	---------	---------

School of Pharmacy

Master	512099	Pharmaceutical Sciences	3	1	3	3	4
Master	512201	Public Health	18	16	20	10	14
Doctoral	512099	Pharmaceutical Sciences	1	5	1	8	5
Doctoral	512201	Public Health	0	2	1	2	6
Professional	512001	Doctor of Pharmacy	150	116	140	139	135
SCHOOL			172	140	165	162	164

School of Business and Industry

Bachelor	520201	Business Administration	243	262	160	154	160
Bachelor	520301	Accounting	39	34	40	35	44
Master	520201	Business Administration	68	90	55	50	38
SCHOOL			350	386	255	239	242

Grand Total			2,033	2,025	1,911	1,936	2,077
--------------------	--	--	--------------	--------------	--------------	--------------	--------------



Degrees Awarded by Degree Type, by Ethnic Origin (2013-14)

Bachelor

CIP	Program	Non Resident Alien	Hispanic	American Indian	Asian	Black	White	2 or more Races	Total
010000	Agriculture, General	0	0	0	0	25	1	0	26
010102	Agribusiness/Agricultural Business Operations	0	0	0	0	6	1	0	7
030104	Environmental Science	0	0	0	0	1	0	0	1
040201	Architecture	4	1	0	0	52	5	0	62
050201	African-American/Black Studies	0	0	0	0	3	0	0	3
090401	Journalism	0	1	0	0	50	0	0	51
090902	Public Relations/Image Management	0	2	0	0	35	0	0	37
110101	Computer and Information Sciences, General	0	0	0	0	31	1	0	32
110103	Information Technology	1	0	0	0	11	0	0	12
131202	Elementary Education and Teaching	0	0	0	0	36	3	0	39
131210	Early Childhood Education and Teaching	0	0	0	0	3	0	0	3
131303	Business Teacher Education	0	0	0	0	13	0	0	13
131311	Mathematics Teacher Education	0	0	0	0	1	0	0	1
131312	Music Teacher Education	0	0	0	0	4	0	0	4
131314	Physical Education Teaching and Coaching	0	0	0	0	11	0	0	11
140701	Chemical Engineering	1	0	0	0	3	1	0	5
140801	Civil Engineering, General	0	0	0	0	10	0	0	10
140901	Computer Engineering, General	0	0	0	0	3	0	0	3
141001	Electrical and Electronics Engineerin	0	0	0	0	10	0	0	10
141901	Mechanical Engineering	0	0	0	0	5	0	0	5
143501	Industrial Engineering	0	0	0	0	1	0	0	1
150201	Civil Engineering Technology/Technician	0	0	0	0	2	0	0	2
150303	Electrical, Electronic and Communications Engineer	0	0	0	0	14	0	0	14
151001	Construction Engineering Technology/Technician	0	0	0	0	14	1	0	15
160905	Spanish Language and Literature	1	1	0	0	1	0	0	3
230101	English Language and Literature, General	0	0	1	0	25	0	0	26
260101	Biology/Biological Sciences, General	3	1	0	0	78	1	0	83
270101	Mathematics, General	0	0	0	0	6	0	0	6



Degrees Awarded by Degree Type, by Ethnic Origin (2013-14)

Bachelor (cont)

CIP	Program	Non Resident Alien	Hispanic	American Indian	Asian	Black	White	2 or more Races	Total
389999	Philosophy and Religious Studies, Other	0	0	0	0	7	0	0	7
400501	Chemistry, General	1	0	0	1	10	0	0	12
400801	Physics, General	0	0	0	0	5	0	0	5
420101	Psychology, General	1	1	0	0	105	2	0	109
430104	Criminal Justice/Safety Studies	2	1	0	0	185	6	0	194
440701	Social Work	0	1	0	0	70	2	0	73
450601	Economics, General	1	0	0	0	19	0	0	20
451001	Political Science and Government, General	0	1	0	0	65	1	0	67
451101	Sociology	0	0	0	0	31	0	0	31
500409	Graphic Design	1	1	0	0	35	0	0	37
500501	Drama and Dramatics/Theatre Arts, General	0	0	0	0	17	0	0	17
500702	Fine/Studio Arts, General	0	0	0	0	4	0	0	4
500901	Music, General	0	0	0	0	19	0	0	19
500910	Jazz/Jazz Studies	0	0	0	0	1	0	0	1
510000	Health Services/Allied Health/Health Sciences, Gen	1	1	0	1	134	6	0	143
510701	Health/Health Care Administration/Management	0	1	0	0	56	1	0	58
510706	Health Information/Medical Records Administration/	0	0	0	1	25	0	0	26
510908	Respiratory Care Therapy/Therapist	0	0	0	0	13	1	0	14
511601	Nursing	0	0	0	2	57	13	1	73
520201	Business Administration and Management, General	0	1	0	0	132	0	0	133
520301	Accounting	1	0	0	0	39	0	0	40
540101	History, General	0	0	0	0	13	1	0	14
Total		18	14	1	5	1,496	47	1	1,582



Degrees Awarded by Degree Type, by Ethnic Origin (2013-14)

Master

CIP	Program	Non Resident Alien	Hispanic	American Indian	Asian	Black	White	2 or more Races	Total
010000	Agriculture, General	3	1	0	0	9	0	0	13
040201	Architecture	6	1	0	0	5	0	0	12
090401	Journalism	0	0	0	0	2	0	0	2
110101	Computer and Information Sciences, General	2	0	0	0	5	0	0	7
130401	Educational Leadership and Administration, General	0	0	0	0	12	0	0	12
131199	Student Counseling and Personnel Services, Other	0	0	0	0	11	0	0	11
140701	Chemical Engineering	0	0	0	0	1	0	0	1
140801	Civil Engineering, General	0	0	0	0	1	0	0	1
141001	Electrical and Electronics Engineerin	0	0	0	0	1	0	0	1
260101	Biology/Biological Sciences, General	0	0	0	0	3	0	0	3
310504	Sport Management	0	0	0	0	9	0	0	9
400501	Chemistry, General	0	0	0	0	4	0	0	4
400801	Physics, General	0	0	0	0	1	0	0	1
420401	Community Psychology	0	0	1	0	4	0	0	5
440701	Social Work	0	0	0	1	14	0	0	15
450101	Social Sciences, General	0	0	0	0	48	1	0	49
510701	Health/Health Care Administration/Management	0	0	0	0	5	0	0	5
511601	Nursing	0	1	0	0	8	0	0	9
512099	Pharmacy, Pharmaceutical Sciences, and Administrat	0	0	0	0	2	0	0	2
512201	Public Health, General	0	1	0	1	17	0	0	19
512306	Occupational Therapy/Therapist	0	0	0	0	22	0	0	22
520201	Business Administration and Management, General	2	0	0	0	70	2	0	74
Total		13	4	1	2	254	3	0	277



Degrees Awarded by Degree Type, by Ethnic Origin (2013-14)

Research Doctoral

CIP	Program	Non Resident Alien	Hispanic	American Indian	Asian	Black	White	2 or more Races	Total
030104	Environmental Science	0	0		0	1	0	0	1
130401	Educational Leadership and Administration, General	0	0		0	4	0	0	4
400801	Physics, General	1	1		0	2	0	0	4
512099	Pharmacy, Pharmaceutical Sciences, and Administration	1	0		1	9	1	0	12
512201	Public Health, General	0	0		0	2	0	0	2
Total		2	1		1	18	1	0	23

Doc of Physical Therapy

CIP	Program	Non Resident Alien	Hispanic	American Indian	Asian	Black	White	2 or more Races	Total
512308	Physical Therapy/Therapist					27	1		28
Total						27	1		28

First Professional

CIP	Program	Non Resident Alien	Hispanic	American Indian	Asian	Black	White	2 or more Races	Total
220101	Law	0	22	1	5	103	44	1	176
512001	Pharmacy	1	2	0	8	70	25	2	108
Total		1	24	1	13	173	69	3	284

Specialist

CIP	Program	Non Resident Alien	Hispanic	American Indian	Asian	Black	White	2 or more Races	Total
421701	School Psychology					3			3
Total						3			3

GrandTotal

CIP	Program	Non Resident Alien	Hispanic	American Indian	Asian	Black	White	2 or more Races	Total
Total		34	43	3	21	1,971	121	4	2,197



Degrees Awarded by Degree Type, by Gender (2013-14)

Bachelor

CIP	Program	Female	Male	Total
010000	Agriculture, General	19	7	26
010102	Agribusiness/Agricultural Business Operations	2	5	7
030104	Environmental Science	0	1	1
040201	Architecture	24	38	62
050201	African-American/Black Studies	0	3	3
090401	Journalism	36	15	51
090902	Public Relations/Image Management	27	10	37
110101	Computer and Information Sciences, General	12	20	32
110103	Information Technology	5	7	12
131202	Elementary Education and Teaching	33	6	39
131210	Early Childhood Education and Teaching	3	0	3
131303	Business Teacher Education	11	2	13
131311	Mathematics Teacher Education	0	1	1
131312	Music Teacher Education	1	3	4
131314	Physical Education Teaching and Coaching	3	8	11
140701	Chemical Engineering	3	2	5
140801	Civil Engineering, General	3	7	10
140901	Computer Engineering, General	1	2	3
141001	Electrical and Electronics Engineerin	2	8	10
141901	Mechanical Engineering	0	5	5
143501	Industrial Engineering	1	0	1
150201	Civil Engineering Technology/Technician	0	2	2
150303	Electrical, Electronic and Communications Engineer	1	13	14
151001	Construction Engineering Technology/Technician	1	14	15
160905	Spanish Language and Literature	1	2	3
230101	English Language and Literature, General	20	6	26
260101	Biology/Biological Sciences, General	64	19	83
270101	Mathematics, General	6	0	6
389999	Philosophy and Religious Studies, Other	2	5	7
400501	Chemistry, General	4	8	12
400801	Physics, General	3	2	5
420101	Psychology, General	83	26	109
430104	Criminal Justice/Safety Studies	102	92	194
440701	Social Work	68	5	73
450601	Economics, General	6	14	20
451001	Political Science and Government, General	33	34	67
451101	Sociology	21	10	31
500409	Graphic Design	17	20	37
500501	Drama and Dramatics/Theatre Arts, General	13	4	17



Degrees Awarded by Degree Type, by Gender (2013-14)

Bachelor (cont)

CIP	Program	Female	Male	Total
500702	Fine/Studio Arts, General	2	2	4
500901	Music, General	2	17	19
500910	Jazz/Jazz Studies	0	1	1
510000	Health Services/Allied Health/Health Sciences, Gen	101	42	143
510701	Health/Health Care Administration/Management	46	12	58
510706	Health Information/Medical Records Administration/	25	1	26
510908	Respiratory Care Therapy/Therapist	7	7	14
511601	Nursing	65	8	73
520201	Business Administration and Management, General	68	65	133
520301	Accounting	18	22	40
540101	History, General	7	7	14
Total		972	610	1,582

Master

CIP	Program	Female	Male	Total
010000	Agriculture, General	12	1	13
040201	Architecture	4	8	12
090401	Journalism	1	1	2
110101	Computer and Information Sciences, General	3	4	7
130401	Educational Leadership and Administration, General	9	3	12
131199	Student Counseling and Personnel Services, Other	11	0	11
140701	Chemical Engineering	1	0	1
140801	Civil Engineering, General	1	0	1
141001	Electrical and Electronics Engineerin	1	0	1
260101	Biology/Biological Sciences, General	2	1	3
310504	Sport Management	2	7	9
400501	Chemistry, General	3	1	4
400801	Physics, General	0	1	1
420401	Community Psychology	3	2	5
440701	Social Work	14	1	15
450101	Social Sciences, General	30	19	49
510701	Health/Health Care Administration/Management	4	1	5
511601	Nursing	9	0	9
512099	Pharmacy, Pharmaceutical Sciences, and Administrat	0	2	2
512201	Public Health, General	13	6	19
512306	Occupational Therapy/Therapist	18	4	22
520201	Business Administration and Management, General	44	30	74
Total		185	92	277



Degrees Awarded by Degree Type, by Gender (2013-14)

Research Doctoral

CIP	Program	Female	Male	Total
30104	Environmental Science	1	0	1
130401	Educational Leadership and Administration, General	3	1	4
400801	Physics, General	0	4	4
512099	Pharmacy, Pharmaceutical Sciences, and Administrat	5	7	12
512201	Public Health, General	2	0	2
Total		11	12	23

Doc of Physical Therapy

CIP	Program	Female	Male	Total
512308	Physical Therapy/Therapist	15	13	28
Total		15	13	28

First Professional

CIP	Program	Female	Male	Total
220101	Law	93	83	176
512001	Pharmacy	74	34	108
Total		167	117	284

Specialist

CIP	Program	Female	Male	Total
421701	School Psychology	1	2	3
Total		1	2	3

Grand Total

CIP	Program	Female	Male	Total
Total		1,351	846	2,197

