

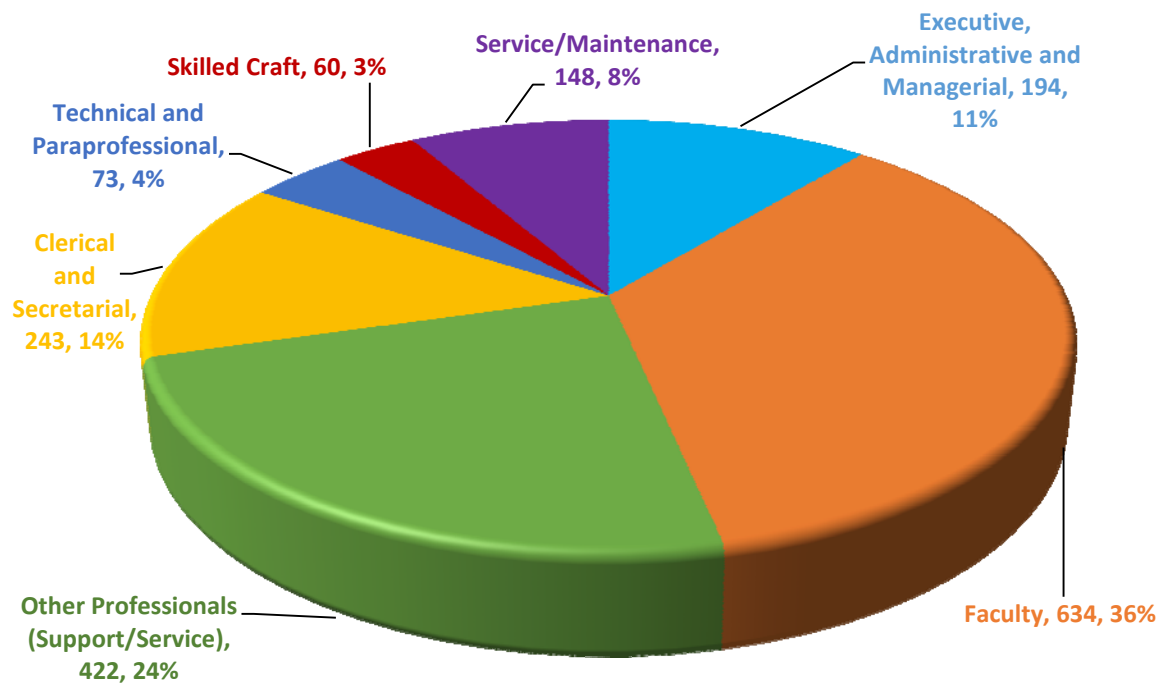


Coleman Library

Florida A & M University
2013-2014 Fact Book

**Faculty
and
Staff**

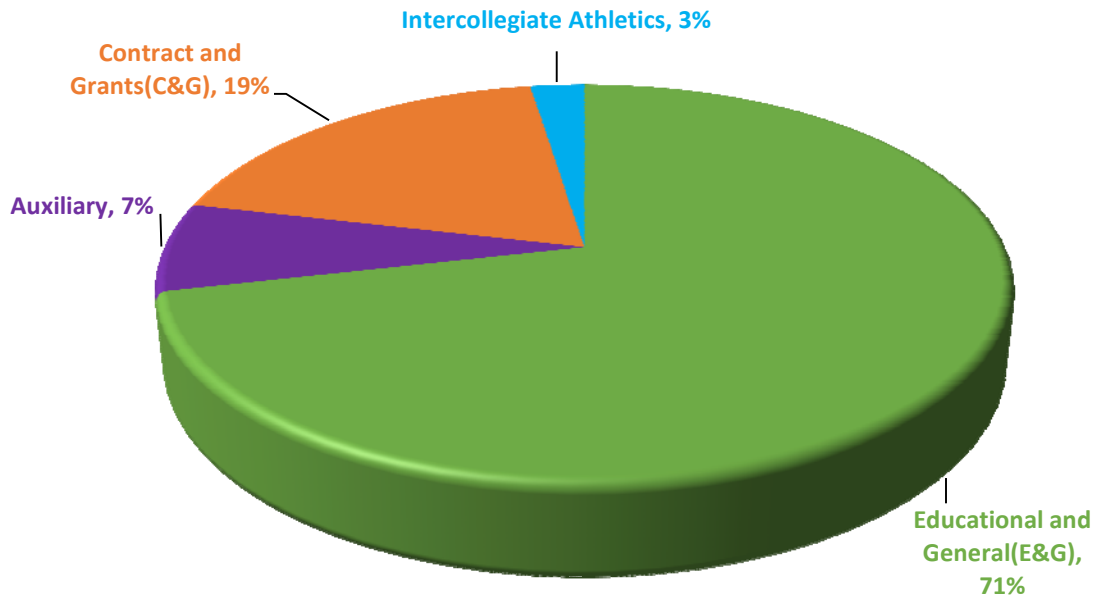
University Employees by Occupational Activity Code Fall 2013 (not including OPS)



Occupational Activity Code	Female	Male	Total
Executive, Administrative and Managerial	113	81	194
Faculty	295	339	634
Other Professionals (Support/Service)	264	158	422
Clerical and Secretarial	213	30	243
Technical and Paraprofessional	37	36	73
Skilled Craft	0	60	60
Service/Maintenance	60	88	148
Total	982	792	1,774



University Employees by Budget Entity Fall 2013 (not including OPS)

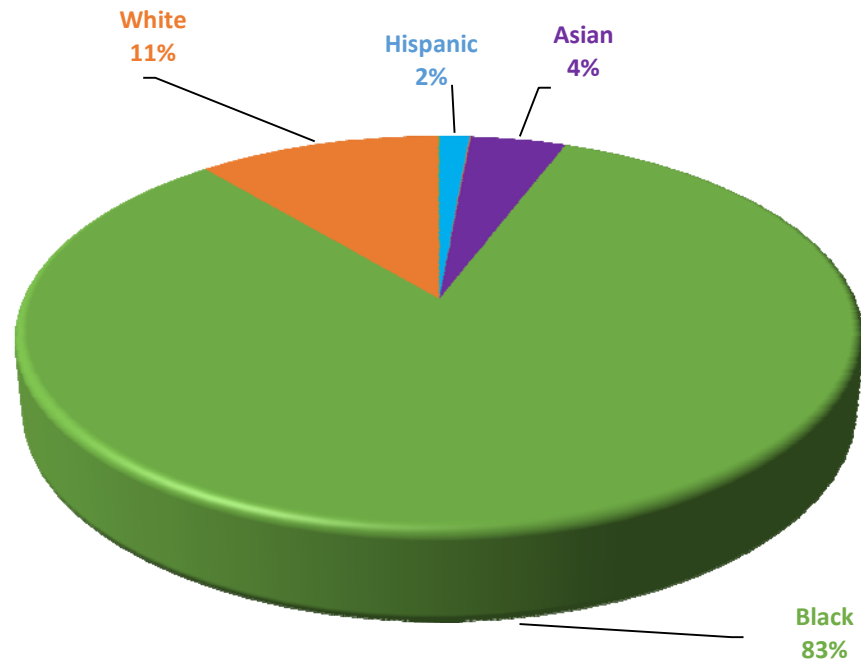


*Not including student activities and financial aid

Budget Entity	Female	Male	Total
Educational and General(E&G)	663	592	1,255
Auxiliary	83	44	127
Contract and Grants(C&G)	209	123	332
Student Activity	5	3	8
Student Financial Aid	4	5	9
Intercollegiate Athletics	18	25	43
Total	982	792	1,774



University Employees by Ethnic Origin Fall 2013 (not including OPS)



Note: Amer. Indian < 1% and Two or More Race < 1%

Occupational Activity Code	Hispanic	American Indian	Asian	Black	White	2 or more	Total
Executive, Administrative and Managerial	2	0	5	173	14	0	194
Faculty	14	0	53	456	111	0	634
Other Professionals (Support/Service)	4	0	14	366	37	1	422
Clerical and Secretarial	2	1	1	231	8	0	243
Technical and Paraprofessional	1	0	0	62	10	0	73
Skilled Craft	0	0	0	52	8	0	60
Service/Maintenance	1	0	4	136	7	0	148
Total	24	1	77	1,476	195	1	1,774



University Employees by Class Code, by Gender Fall 2013

Class Code -- Class Title	Female	Male	Total
0003 -- Clerk	4	1	5
0004 -- Senior Clerk	5	1	6
0102 -- Secretary	5	0	5
0108 -- Senior Secretary	15	0	15
0114 -- Executive Secretary	5	0	5
0186 -- Cashier	1	0	1
0261 -- Telephone Systems Operator	1	0	1
0705 -- Office Assistant	15	1	16
0710 -- Admin Asst	50	2	52
0715 -- Sr Administrative Asst	5	0	5
0716 -- Office Manager	35	1	36
0815 -- Sr Purchasing Agent	3	0	3
0918 -- Strkeeper/Recv Clerk	0	3	3
0921 -- Sr Strkeeper/Recv Clerk	0	1	1
0928 -- Stores/Receiving Manager	0	3	3
0939 -- Property Manager	0	2	2
1006 -- Personnel Rep	3	0	3
1012 -- Sr Personnel Rep	4	0	4
1306 -- Child Care Group Leader	5	0	5
1415 -- Fiscal Assistant	1	0	1
1418 -- Sr Fiscal Asst	5	1	6
1427 -- Accountant	9	2	11
1434 -- Senior Accountant	1	2	3
2017 -- Eit - Support Specialist	4	1	5
2031 -- Telecommunications Spec	0	1	1
2035 -- Sr Telecomm Spec	0	1	1
2050 -- Computer Support Specialist	1	5	6
2052 -- Sr Computer Support Spec	1	1	2
2056 -- Computer Support Analyst	0	2	2
2064 -- Sr Computer Repair Technician	1	0	1
2102 -- Comp Programmer Analyst	1	0	1
2130 -- Eit Field Service Technician	1	2	3
2401 -- Grants Assistant	1	0	1
2415 -- Senior Grants Specialist	5	0	5
2417 -- Grants Specialist Supervisor	1	0	1
3709 -- Art/Publication Production Spc	1	0	1
3718 -- Print Shop Manager	0	2	2
3721 -- Sr Art/Publ Prod Specialist	0	1	1



University Employees by Class Code, by Gender Fall 2013 (cont)

Class Code -- Class Title	Female	Male	Total
3726 -- Audio-Visual Specialist	0	2	2
3732 -- Information Specialist	1	1	2
4206 -- Program Assistant	55	9	64
4243 -- Univ Union Prog Spec	1	0	1
4245 -- Sr Univ Union Prog Spec	1	0	1
4252 -- Assistant Ticket Manager	1	0	1
4262 -- Financial Aid Officer	2	2	4
4264 -- Sr Financial Aid Officer	2	0	2
4274 -- Admissions/Registrar Officer	6	6	12
4275 -- Sr Admissions/Reg Officer	3	1	4
4303 -- Library Technical Assistant	5	5	10
4304 -- Sr Library Technical Assistant	10	5	15
4306 -- Library Technical Asst Supv	2	0	2
4609 -- Engineering Technician	0	1	1
4611 -- Rsch Engineering Support Spec	0	1	1
4630 -- Engineer	1	1	2
5017 -- Laboratory Technician	2	0	2
5027 -- Sr Laboratory Technician	1	1	2
5033 -- Biological Scientist	1	1	2
5035 -- Sr Biological Scientist	1	0	1
5082 -- Lab/Sr Stores Manager	0	1	1
5083 -- Sr Teaching Lab Spec	0	2	2
5297 -- Adv Reg Nurse Practitioner	2	0	2
5522 -- Certified Medical Assistant	1	0	1
6213 -- Food Service Worker	2	0	2
6223 -- Food Service Manager	1	0	1
6330 -- Hvac Operator	0	4	4
6331 -- Sr Hvac Operator	0	5	5
6367 -- Senior Motor Vehicle Oper	0	4	4
6374 -- Maintenance Support Worker	0	7	7
6376 -- Maintenance Supervisor	0	7	7
6382 -- Sr Maintenance Superintendent	0	3	3
6389 -- Laborer	0	2	2
6394 -- Groundskeeper	2	11	13
6395 -- Sr Groundskeeper	0	3	3
6398 -- Landscaping/Grounds Superint	0	1	1
6423 -- Locksmith	0	1	1
6426 -- Painter	0	5	5



University Employees by Class Code, by Gender Fall 2013 (cont)

Class Code -- Class Title	Female	Male	Total
6432 -- Carpenter	0	1	1
6435 -- Roofer	0	1	1
6441 -- Plumber	0	3	3
6444 -- Electrician	0	5	5
6445 -- Senior Electrician	0	1	1
6447 -- Mason	0	1	1
6452 -- Sr. Refrigeration Mechanic	0	9	9
6466 -- Maintenance Mechanic	0	9	9
6467 -- Maintenance Specialist	0	5	5
6516 -- Machinist	0	1	1
6526 -- Custodial Worker	34	25	59
6527 -- Sr Custodial Worker	7	7	14
6529 -- Sr Custodial Supervisor	1	1	2
6532 -- Asst Custodial Srvcs Supt	0	1	1
6533 -- Custodial Services Supt	1	0	1
6541 -- Auto/Marineequip Mech Supervis	0	1	1
6582 -- Telecommunications Serv Spec	0	1	1
7230 -- Control/Alarm Sys Technician	0	2	2
7235 -- Electronic Tech Supv	0	1	1
7404 -- Asst Lab Animal Tech	0	1	1
7407 -- Senior Laboratory Animal Tech	0	1	1
7421 -- Financial Svcs Officer	1	1	2
7425 -- Sr Financial Svcs Officer	6	0	6
7515 -- Farm Manager	0	2	2
7520 -- Agricultural Assistant	0	1	1
7521 -- Sr Agricultural Assisant	0	3	3
8410 -- Police Service Technician	2	3	5
8411 -- Sr Police Service Tech	0	1	1
8412 -- Police Comm Operator	2	0	2
8413 -- Sr Police Comm Operator	1	0	1
8515 -- Law Enforcement Officer	5	10	15
8517 -- Law Enforcement Corporal	0	1	1
8519 -- Law Enforcement Sergeant	2	5	7
8522 -- Law Enforcement Lieutenant	0	1	1
8541 -- Law Enforcement Invest	1	2	3
8826 -- Building Safety Inspector	0	1	1
9001 -- Adjunct Professor	1	0	1
9001 -- Overload Faculty-Professor	0	4	4



University Employees by Class Code, by Gender Fall 2013 (cont)

Class Code -- Class Title	Female	Male	Total
9001 -- Professor	42	114	156
9002 -- Adjunct Associate Professor	2	1	3
9002 -- Associate Professor	93	85	178
9002 -- Overload Faculty-Assoc Prof	0	1	1
9003 -- Assistant Professor	73	75	148
9003 -- Overload Faculty-Asst Prof	1	0	1
9004 -- Adjunct Instructor	8	7	15
9004 -- Instructor	46	28	74
9004 -- Overload Faculty-Instructor	2	0	2
9007 -- Distinguished Service Prof	0	1	1
9018 -- University School Asst Prof	5	4	9
9019 -- University School Instructor	22	8	30
9053 -- University Librarian	3	1	4
9054 -- Assoc Univ Librarian	3	0	3
9055 -- Asst Univ Librarian	3	2	5
9056 -- Instructor Librarian	5	2	7
9115 -- Coordinator	0	2	2
9120 -- Associate In	3	0	3
9121 -- Assistant In	8	5	13
9124 -- Extension Agent li	0	1	1
9125 -- Extension Agent I	1	2	3
9126 -- Program Director	2	1	3
9166 -- Research Associate	8	17	25
9173 -- Counselor/Advisor	22	15	37
9178 -- Instructional Specialist	2	0	2
9181 -- Graduate Research Associate	10	7	17
9189 -- Postdoctoral Assoc	0	1	1
9199 -- Faculty Administrator	18	6	24
9208 -- Audit Svcs/Invest Admin	2	3	5
9210 -- Assistant Vp, Human Resources	1	0	1
9213 -- Coor, Equal Opp Programs	0	1	1
9215 -- Coor, Hr/Personnel Rel	4	1	5
9217 -- Executive Assistant	6	2	8
9218 -- Coordinator, Accounting	11	3	14
9225 -- Coordinator, Admin Services	25	2	27
9226 -- Coord, Management Analysis	8	3	11
9231 -- Asoc Dir Of Financial Services	1	0	1
9232 -- Coordinator, Adm/Registration	5	1	6



University Employees by Class Code, by Gender Fall 2013 (cont)

Class Code -- Class Title	Female	Male	Total
9233 -- Vice Pres Audit & Compliance	0	1	1
9235 -- Director, Title Iii Programs	1	0	1
9236 -- Coor, Bus And Fin/Aux Serv	0	3	3
9238 -- Coor, Environ Health/Safety	1	4	5
9241 -- Coordinator, Academic Programs	11	0	11
9246 -- Director, Academic Prog	1	0	1
9250 -- Assoc Dir, Res Prog/Serv	1	1	2
9251 -- Assoc. Dir, Academic Programs	0	1	1
9252 -- Asst Dir, Univ Computer System	2	0	2
9253 -- Vice President Info Technology	0	1	1
9258 -- Coordinator, Budgeting	6	0	6
9264 -- Vp, University Advancement	0	1	1
9269 -- Assoc Vp Student Affairs	1	1	2
9271 -- Asst Vp, Admin & Financial Svc	2	1	3
9274 -- Vp, Legal Affairs/Gen Counsel	0	1	1
9276 -- Asst Vp,academic Affairs	0	1	1
9277 -- Coord, Clinical Programs	0	2	2
9280 -- Pharmacy Manager	1	1	2
9282 -- Coordinator, Student Fin Aid	2	3	5
9283 -- Asst Dir, Clinical Programs	1	0	1
9284 -- Asst Dir. Adv/Alumni Aff.	2	1	3
9286 -- Director Multipurpose Facility	0	2	2
9287 -- Dir, Educational/Training Prog	0	1	1
9291 -- Coor Educ/Training Prog	3	0	3
9295 -- Assistant Controller	4	2	6
9298 -- Associate Controller	3	0	3
9303 -- Director Univ Budgets	1	0	1
9306 -- Assoc General Counsel	1	1	2
9307 -- Coor Univ Rel/Public Affairs	0	1	1
9308 -- Dir Acad Support Serv	5	1	6
9310 -- Dir Advancement/Alumni Affairs	4	2	6
9311 -- Asst Dir, Bus And Fin/Aux Serv	0	1	1
9312 -- Asst Dir Hum Res/Pers Rel	0	2	2
9314 -- Coor Advancement/Alumni Affair	0	3	3
9317 -- Executive Director	1	0	1
9318 -- Assoc Vp Admin & Financial Svc	0	1	1
9319 -- Asst Director Purchasing	1	0	1
9321 -- Dir Bus And Fin/Aux Services	1	1	2



University Employees by Class Code, by Gender Fall 2013 (cont)

Class Code -- Class Title	Female	Male	Total
9322 -- Assoc Dir Bus Fin/Aux Ser.	1	0	1
9325 -- Director Purchasing	1	0	1
9327 -- Asst Dir. Academic Sup. Serv	3	0	3
9329 -- Dir Research Programs/Services	2	0	2
9332 -- Dir,univ Computer Systems	0	3	3
9334 -- Specialist, Computer Research	1	0	1
9335 -- Coor Computer Applications	8	11	19
9337 -- Assoc Dir Hum Res/Pers Rel	1	0	1
9339 -- Coord, Statistical Research	0	1	1
9340 -- Dir Safety And Security	0	1	1
9342 -- Credentialing Analyst	6	2	8
9343 -- Director Telecommunications	1	0	1
9344 -- Dir Facilities Planning	0	1	1
9345 -- Assoc Dir Facilities Planning	1	1	2
9346 -- Coord, Facil Plan	1	3	4
9350 -- Dir, University Housing	0	1	1
9351 -- Assoc Dir,univ Housing	1	0	1
9352 -- Coordinator University Housing	1	0	1
9353 -- Dir Physical Plant	0	1	1
9355 -- Univ Registrar	1	0	1
9358 -- Dir, Admissions/Registrar	2	0	2
9361 -- Coor Hs And/Or Comm Coll Rel	1	0	1
9365 -- Dir Urban Policy & Commerce	0	1	1
9368 -- Director, Continuing Education	1	0	1
9369 -- Asst Dir Univ Housing	0	1	1
9370 -- Coor, Continuing Education	1	0	1
9375 -- Asst Dir Student Affairs	0	3	3
9377 -- Assc Vp, Advance/Alumni Affair	1	0	1
9385 -- Asst. Dir., Admission/Reg	1	0	1
9386 -- Business/Management Analyst	3	0	3
9387 -- Asst Dir, Physical Plant	0	4	4
9388 -- Coor, Info/Publications Serv	2	1	3
9391 -- Assoc Dir Safety And Security	0	1	1
9396 -- Coor, Academic Support Serv	15	9	24
9397 -- Asst Dir Environ Health & Safe	0	1	1
9402 -- Coordinator,public Functions	0	1	1
9403 -- Assoc. Dir., Instructional Tec	0	1	1
9409 -- Director,radio/Tv Station	0	2	2



University Employees by Class Code, by Gender Fall 2013 (cont)

Class Code -- Class Title	Female	Male	Total
9413 -- Assistant Dir Instl Res	1	0	1
9414 -- Asst University Registrar	1	0	1
9421 -- Director Student Affairs	5	2	7
9427 -- Coordinator, Student Affairs	17	13	30
9428 -- Dir Student Financial Aid	1	0	1
9429 -- Asst Dir, Student Fin Aid	5	0	5
9437 -- Asst Dir Academic Program	0	1	1
9438 -- Asst Dir Research Prog/Serv	1	0	1
9440 -- Director Student Hlth Serv	1	0	1
9444 -- Coord,research Prog/Serv	10	6	16
9447 -- Dir, Enterprise Info Technlgy	0	1	1
9450 -- Asst Dir, Career Dvpt Svcs	0	1	1
9451 -- Coord., Career Dev. Services	1	0	1
9459 -- Business Manager	3	0	3
9465 -- Assoc Dir Univ Computer System	2	2	4
9467 -- Assistant Athletic Coach	2	12	14
9469 -- Head Athletic Coach	4	6	10
9470 -- Dir Intercoll Athletics	0	1	1
9472 -- Asst Dir Intercollegiate Athl	3	0	3
9475 -- Coor, Comp Systems Cntrl	1	4	5
9476 -- Coordinator, Intercoll Athl	3	2	5
9477 -- Dir, Univ Equal Opp Prog	1	0	1
9478 -- Specialist,computer Sys Cntrl	0	3	3
9483 -- Athletic Trainer	3	1	4
9486 -- Coordinator, Physical Plant	2	3	5
9488 -- Coordinator, Purchasing	0	1	1
9496 -- Asst Dir Equal Opp Programs	1	0	1
9697 -- Assistant General Counsel	1	0	1
Total	982	792	1,774



Instructional Faculty by Class Code and Ethnic Origin

Fall 2011	Hispanic	Asian	Black	White	Total
Professor	1	15	99	29	144
Associate Professor	7	7	128	42	184
Assistant Professor	2	9	115	17	143
Instructor	2	1	52	11	66
Total	12	32	394	99	537

Fall 2012	Hispanic	Asian	Black	White	Total
Professor	1	15	99	29	144
Associate Professor	8	7	128	43	186
Assistant Professor	3	10	110	17	140
Instructor	2	1	65	12	80
Total	14	33	402	101	550

Fall 2013	Hispanic	Asian	Black	White	Total
Professor	1	15	98	32	146
Associate Professor	8	9	123	39	179
Assistant Professor	3	10	115	20	148
Instructor	2	0	63	11	76
Total	14	34	399	102	549



Instructional Faculty by Class Code and Gender

Class Code	Fall 2011			Fall 2012			Fall 2013		
	Female	Male	Total	Female	Male	Total	Female	Male	Total
Professor	41	103	144	37	107	144	38	108	146
Associate Professor	91	93	184	94	92	186	94	85	179
Assistant Professor	77	66	143	69	71	140	73	75	148
Instructor	41	25	66	52	28	80	48	28	76
Total	250	287	537	252	298	550	253	296	549

Instructional Faculty by Tenure Status

Tenure Status	Fall 2011			Fall 2012			Fall 2013		
	Female	Male	Total	Female	Male	Total	Female	Male	Total
Tenured	98	178	276	93	175	268	88	164	252
Non-Tenured, Tenure-Earning	83	47	130	77	52	129	80	57	137
Not Tenured, Not Tenure Earning	69	62	131	82	71	153	85	75	160
Total	250	287	537	252	298	550	253	296	549

Instructional Faculty's Salary - Fall 2013 (source:AAUP)

Academic Rank	MEN					WOMEN				
	Number of Faculty	Total Contracted Salaries (\$)	Not Tenure-Track	On Tenure-Track	Tenured	Number of Faculty	Total Contracted Salaries (\$)	Not Tenure-Track	On Tenure-Track	Tenured

Faculty on 9-Month Contracts

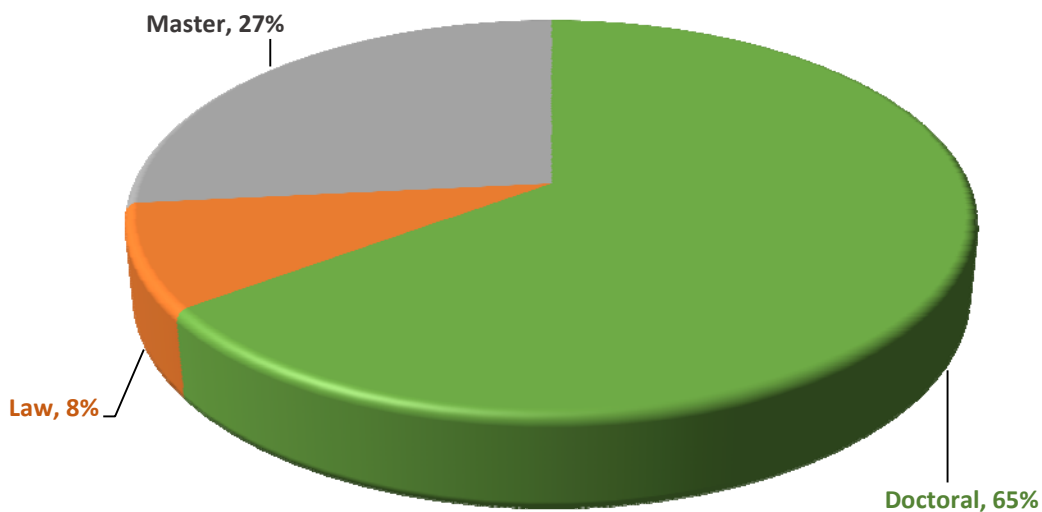
Professor	62	6,040,137	4	3	55	24	2,257,882	1	1	22
Associate	63	4,897,419	4	17	42	65	4,912,052	6	23	36
Assistant	56	3,422,678	32	21	3	41	2,344,246	23	18	0
Instructor	21	1,120,787	20	1	0	33	1,844,402	31	2	0
TOTAL	202	15,481,021	60	42	100	163	11,358,582	61	44	58

Faculty on 12-Month Contracts

Professor	46	5,472,386	0	1	45	14	1,416,804	0	1	13
Associate	22	2,100,227	0	5	17	29	2,773,269	1	12	16
Assistant	19	1,520,109	8	9	2	32	2,436,197	9	22	1
Instructor	7	473,450	7	0	0	15	1,049,614	14	1	0
TOTAL	94	9,566,172	15	15	64	90	7,675,884	24	36	30



Instructional Faculty by Rank and Highest Degree Earned Fall 2013



Class Code	Class Title	Doctoral	Law	Master	Total
9001	Professor	118	16	12	146
9002	Associate Professor	141	15	23	179
9003	Assistant Professor	87	3	58	148
9004	Instructor	10	13	53	76
Total		356	47	146	549

Average Age of Instructional Faculty by Rank Fall 2013

Class Code	Class Title	Average Age
9001	Professor	60
9002	Associate Professor	54
9003	Assistant Professor	44
9004	Instructor	46
All		52

Average Number of Years Employed Instructional Faculty by Rank Fall 2013

Class Code	Class Title	Average Years Employed
9001	Professor	19
9002	Associate Professor	14
9003	Assistant Professor	4
9004	Instructor	7
All		12