



*Florida A & M University*  
*2013-2014 Fact Book*

**Degrees  
Awarded**



# **Florida A&M University**

## **Degree Offerings**

Associate of Arts  
Bachelor of Science/Arts  
Specialist  
Master of Science  
Professional Doctoral  
Research Doctoral

## **Schools and Colleges**

School of Allied Health Sciences  
School of Architecture  
College of Science and Technology  
College of Social Sciences, Arts and Humanities  
School of Business and Industry (SBI)  
College of Education  
College of Agriculture and Food Sciences (CAFS)  
School of the Environment  
FAMU/FSU College of Engineering  
School of Journalism and Graphic Communication  
College of Law  
School of Nursing  
College of Pharmacy and Pharmaceutical Sciences

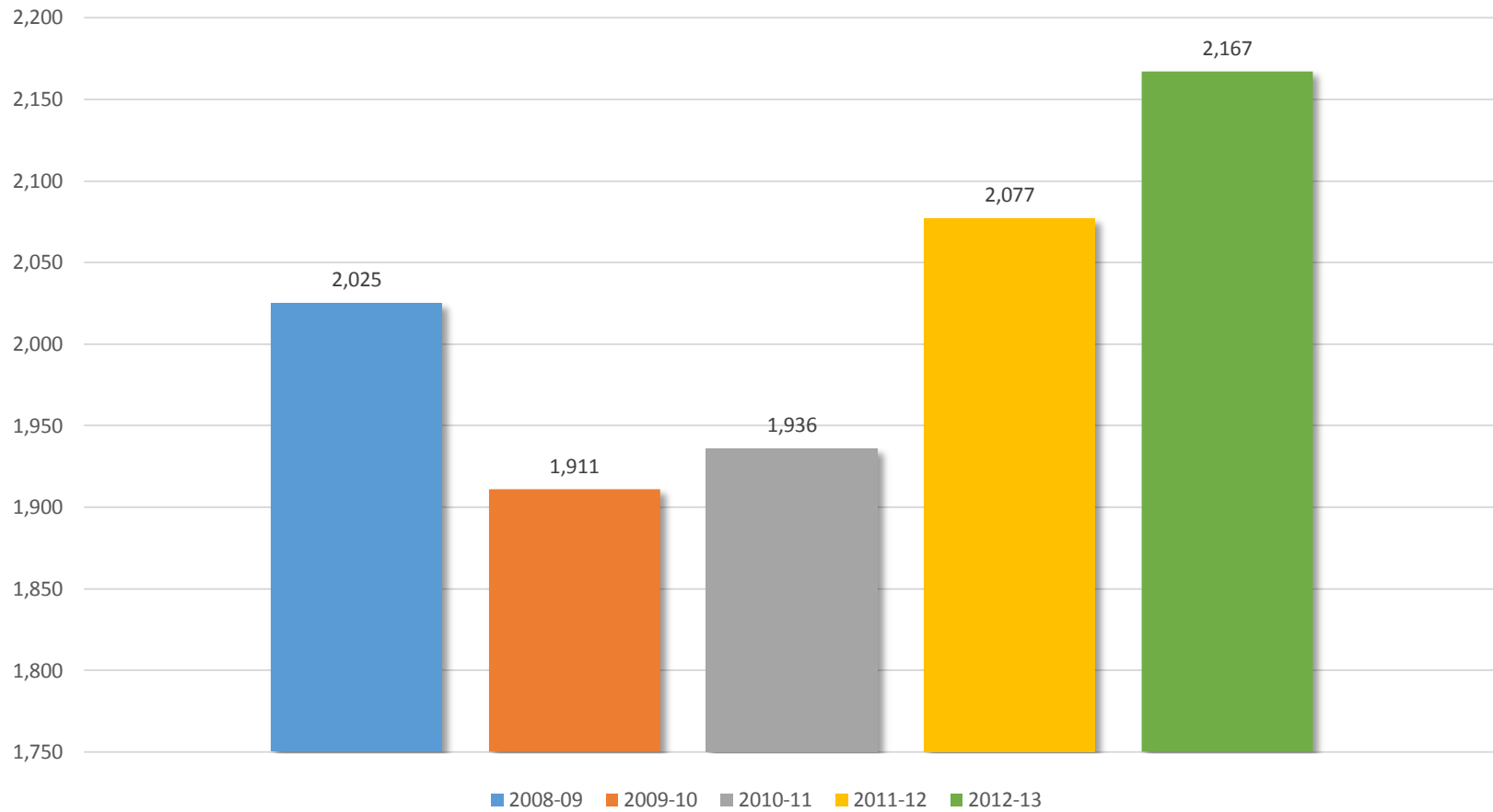


## Degrees Awarded (2003-04 through 2012-13)

Degree	2003-04	2004-05	2005-06	2006-07	2007-08	2008-09	2009-10	2010-11	2011-12	2012-13
<b>Bachelor</b>	1,605	1,353	1,298	1,329	1,496	1,443	1,248	1,304	1,470	1,489
<b>Master</b>	401	306	244	288	245	271	341	294	270	274
<b>Research Doctoral</b>	24	21	16	29	11	19	16	22	23	23
<b>Doc of Physical Therapy</b>	N/A	N/A	N/A	N/A	N/A	11	14	13	21	23
<b>First Professional</b>	109	170	209	195	272	276	285	299	287	355
<b>Specialist</b>	N/A	N/A	N/A	14	9	5	7	4	6	3
<b>Total</b>	2,139	1,850	1,767	1,855	2,033	2,025	1,911	1,936	2,077	2,167

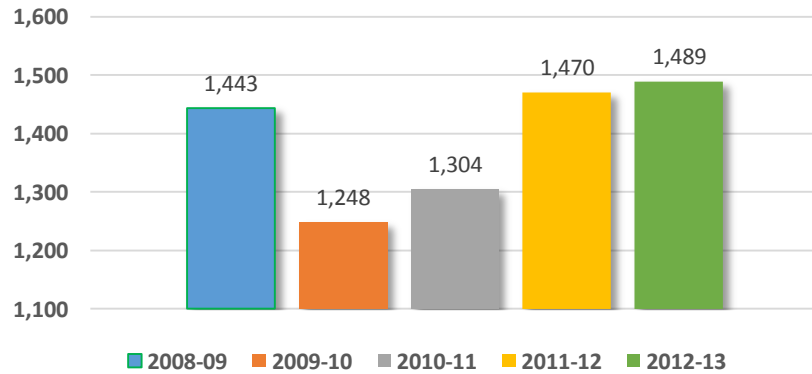


## Degrees Awarded (2008-09 through 2012-13)

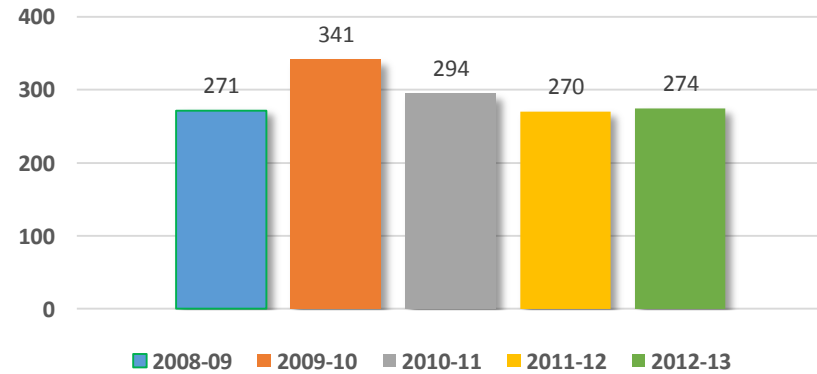


# Degrees Awarded by Degree Type (2008-09 through 2012-13)

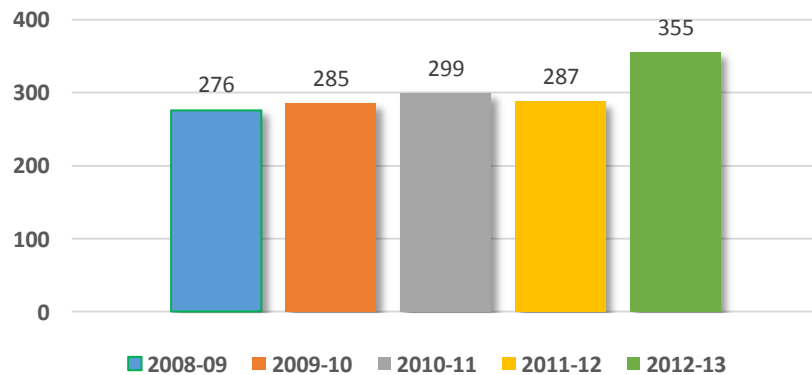
Total Number of Bachelor level Degrees Awarded  
2008-09 through 2012-13



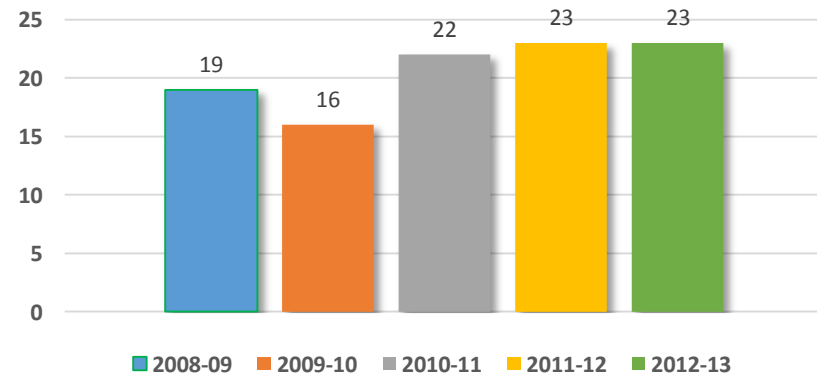
Total Number of Master level Degrees Awarded  
2008-09 through 2012-13



Total Number of Professional level Degrees Awarded  
2008-09 through 2012-13



Total Number of Doctoral level Degrees Awarded  
2008-09 through 2012-13



## Degrees Awarded by Schools and Colleges (2012-13)

Schools / Colleges	Bachelor			Master			Research Doctoral			Doc of Physical			First Professional			Specialist		Total		
	Female	Male	Total	Female	Male	Total	Female	Male	Total	Female	Male	Total	Female	Male	Total	Female	Total	Female	Male	Total
College of Agriculture and Food Sciences	18	10	28	4	1	5	0	0	0	0	0	0	0	0	0	0	0	22	11	33
College of Education	38	11	49	17	8	25	2	5	7	0	0	0	0	0	0	0	0	57	24	81
College of Engineering	4	29	33	3	2	5	1	1	2	0	0	0	0	0	0	0	0	8	32	40
College of Law	0	0	0	0	0	0	0	0	0	0	0	0	119	105	224	0	0	119	105	224
College of Pharmacy and Pharmaceutical Sciences	0	0	0	18	5	23	4	1	5	0	0	0	99	32	131	0	0	121	38	159
College of Science and Technology	79	49	128	10	7	17	0	0	0	0	0	0	0	0	0	0	0	89	56	145
College of Social Sciences, Arts and Humanities	344	197	541	60	26	86	0	0	0	0	0	0	0	0	0	3	3	407	223	630
School of Allied Health Sciences	168	47	215	22	5	27	0	0	0	16	7	23	0	0	0	0	0	206	59	265
School of Architecture and Engineering Technology	23	75	98	7	14	21	0	0	0	0	0	0	0	0	0	0	0	30	89	119
School of Business and Industry	88	107	195	30	16	46	0	0	0	0	0	0	0	0	0	0	0	118	123	241
School of Journalism and Graphic Communication	75	40	115	4	2	6	0	0	0	0	0	0	0	0	0	0	0	79	42	121
School of Nursing	76	9	85	9	1	10	0	0	0	0	0	0	0	0	0	0	0	85	10	95
School of the Environment	0	2	2	2	1	3	7	2	9	0	0	0	0	0	0	0	0	9	5	14
<b>Total</b>	<b>913</b>	<b>576</b>	<b>1,489</b>	<b>186</b>	<b>88</b>	<b>274</b>	<b>14</b>	<b>9</b>	<b>23</b>	<b>16</b>	<b>7</b>	<b>23</b>	<b>218</b>	<b>137</b>	<b>355</b>	<b>3</b>	<b>3</b>	<b>1,350</b>	<b>817</b>	<b>2,167</b>



## Degrees Awarded by Schools and Colleges (2011-12)

School/College	Bachelor			Master			Professional Doctoral			Research Doctoral			Specialist			Total		
	Female	Male	Total	Female	Male	Total	Female	Male	Total	Female	Male	Total	Female	Male	Total	Female	Male	Total
Allied Health	154	42	196	9	2	11	18	3	21	0	0	0	0	0	0	181	47	228
Architecture	12	33	45	7	15	22	0	0	0	0	0	0	0	0	0	19	48	67
Arts & Sciences	408	239	648	88	31	119	0	0	0	0	2	2	5	1	6	501	273	775
Business & Industry	112	92	204	22	16	38	0	0	0	0	0	0	0	0	0	134	108	242
Agri. & Food	25	51	76	4	1	5	0	0	0	0	0	0	0	0	0	29	52	81
Education	37	13	50	19	15	34	0	0	0	6	0	6	0	0	0	62	28	90
Environmental Sciences	0	0	0	1	1	2	0	0	0	3	0	3	0	0	0	4	1	5
FAMU/FSU Engineering	8	23	31	6	7	13	0	0	0	0	1	1	0	0	0	14	31	45
Journalism	87	44	131	2	0	2	0	0	0	0	0	0	0	0	0	89	44	133
Law	0	0	0	0	0	0	82	70	152	0	0	0	0	0	0	82	70	152
Nursing	86	3	89	6	0	6	0	0	0	0	0	0	0	0	0	92	3	95
Pharmacy	0	0	0	14	4	18	87	48	135	6	5	11	0	0	0	107	57	164
<b>Total</b>	<b>929</b>	<b>540</b>	<b>1,470</b>	<b>178</b>	<b>92</b>	<b>270</b>	<b>187</b>	<b>121</b>	<b>308</b>	<b>15</b>	<b>8</b>	<b>23</b>	<b>5</b>	<b>1</b>	<b>6</b>	<b>1,314</b>	<b>762</b>	<b>2,077</b>



## Degrees Awarded by Schools and Colleges (2010-11)

School/College	Bachelor			Master			Professional Doctoral			Research Doctoral			Specialist			Total		
	Female	Male	Total	Female	Male	Total	Female	Male	Total	Female	Male	Total	Female	Male	Total	Female	Male	Total
Allied Health	138	47	185	18	8	26	5	8	13	0	0	0	0	0	0	161	63	224
Architecture	13	34	47	2	11	13	0	0	0	0	0	0	0	0	0	15	45	60
Arts & Sciences	336	216	552	89	43	132	0	0	0	1	0	1	3	1	4	429	260	689
Business & Industry	103	86	189	33	17	50	0	0	0	0	0	0	0	0	0	136	103	239
Agri. & Food	15	42	57	1	4	5	0	0	0	1	1	2	0	0	0	17	47	64
Education	41	17	58	28	14	42	0	0	0	2	1	3	0	0	0	71	32	103
Environmental Sciences	2	0	2	2	1	3	0	0	0	1	1	2	0	0	0	5	2	7
FAMU/FSU Engineering	5	27	32	2	3	5	0	0	0	0	4	4	0	0	0	7	34	41
Journalism	68	43	111	1	0	1	0	0	0	0	0	0	0	0	0	69	43	112
Law	0	0	0	0	0	0	99	61	160	0	0	0	0	0	0	99	61	160
Nursing	67	4	71	3	1	4	0	0	0	0	0	0	0	0	0	70	5	75
Pharmacy	0	0	0	8	5	13	86	53	139	4	6	10	0	0	0	98	64	162
<b>Total</b>	<b>788</b>	<b>516</b>	<b>1,304</b>	<b>187</b>	<b>107</b>	<b>294</b>	<b>190</b>	<b>122</b>	<b>312</b>	<b>9</b>	<b>13</b>	<b>22</b>	<b>3</b>	<b>1</b>	<b>4</b>	<b>1,177</b>	<b>759</b>	<b>1,936</b>





## Degrees Awarded by Schools and Colleges (2009-10)

School/College	Bachelor			Master			Professional Doctoral			Research Doctoral			Specialist			Total		
	Female	Male	Total	Female	Male	Total	Female	Male	Total	Female	Male	Total	Female	Male	Total	Female	Male	Total
Allied Health	100	39	139	21	2	23	7	7	14	0	0	0	0	0	0	128	48	176
Architecture	8	39	47	14	8	22	0	0	0	0	0	0	0	0	0	22	47	69
Arts & Sciences	322	196	518	105	47	152	0	0	0	1	0	1	7	0	7	435	243	678
Business & Industry	110	90	200	32	23	55	0	0	0	0	0	0	0	0	0	142	113	255
Agri. & Food	21	47	68	2	2	4	0	0	0	0	0	0	0	0	0	23	49	72
Education	47	18	65	33	11	44	0	0	0	5	3	8	0	0	0	85	32	117
Environmental Sciences	2	3	5	3	0	3	0	0	0	2	1	3	0	0	0	7	4	11
FAMU/FSU Engineering	14	22	36	3	6	9	0	0	0	0	2	2	0	0	0	17	30	47
Journalism	60	39	99	1	0	1	0	0	0	0	0	0	0	0	0	61	39	100
Law	0	0	0	0	0	0	89	56	145	0	0	0	0	0	0	89	56	145
Nursing	65	6	71	5	0	5	0	0	0	0	0	0	0	0	0	70	6	76
Pharmacy	0	0	0	19	4	23	97	43	140	1	1	2	0	0	0	117	48	165
<b>Total</b>	<b>749</b>	<b>499</b>	<b>1,248</b>	<b>238</b>	<b>103</b>	<b>341</b>	<b>193</b>	<b>106</b>	<b>299</b>	<b>9</b>	<b>7</b>	<b>16</b>	<b>7</b>	<b>0</b>	<b>7</b>	<b>1,196</b>	<b>715</b>	<b>1,911</b>



## Degrees Awarded by Schools and Colleges (2008-09)

School/College	Bachelor			Master			Professional Doctoral			Research Doctoral			Specialist			Total		
	Female	Male	Total	Female	Male	Total	Female	Male	Total	Female	Male	Total	Female	Male	Total	Female	Male	Total
Allied Health	133	36	169	20	5	25	9	2	11	0	0	0	0	0	0	162	43	205
Architecture	17	51	68	2	9	11	0	0	0	0	0	0	0	0	0	19	60	79
Arts & Sciences	350	192	542	49	32	81	0	0	0	0	0	0	4	1	5	403	225	628
Business & Industry	157	139	296	53	37	90	0	0	0	0	0	0	0	0	0	210	176	386
Agri. & Food	24	43	67	0	0	0	0	0	0	0	0	0	0	0	0	24	43	67
Education	54	14	68	26	11	37	0	0	0	4	1	5	0	0	0	84	26	110
Environmental Sciences	5	1	6	1	0	1	0	0	0	1	0	1	0	0	0	7	1	8
FAMU/FSU Engineering	10	36	46	0	4	4	0	0	0	1	5	6	0	0	0	11	45	56
Journalism	58	48	106	1	2	3	0	0	0	0	0	0	0	0	0	59	50	109
Law	0	0	0	0	0	0	106	54	160	0	0	0	0	0	0	106	54	160
Nursing	72	3	75	2	0	2	0	0	0	0	0	0	0	0	0	74	3	77
Pharmacy	0	0	0	15	2	17	78	38	116	6	1	7	0	0	0	99	41	140
<b>Total</b>	<b>880</b>	<b>563</b>	<b>1,443</b>	<b>169</b>	<b>102</b>	<b>271</b>	<b>193</b>	<b>94</b>	<b>287</b>	<b>12</b>	<b>7</b>	<b>19</b>	<b>4</b>	<b>1</b>	<b>5</b>	<b>1,258</b>	<b>7,67</b>	<b>2,025</b>



# Degrees Awarded by School/College, by Program Category (2012-13)

School	Degree Level	CIP	Program	2012-13
<b>College of Social Sciences, Arts and Humanities</b>	Bachelor	050201	African-American/Black Studies	4
		160901	French	1
		160905	Spanish Language and Literature	6
		230101	English Language and Literature, General	16
		389999	Philosophy and Religious Studies, Other	11
		420101	Psychology, General	99
		430104	Criminal Justice/Safety Studies	179
		440701	Social Work	74
		451001	Political Science and Government, General	73
		451101	Sociology	29
		500501	Drama and Dramatics/Theatre Arts, General	14
		500702	Fine/Studio Arts, General	4
		500901	Music, General	23
		500910	Jazz/Jazz Studies	2
		540101	History, General	6
	Master	420401	Community Psychology	11
		440701	Social Work	22
		450101	Social Sciences, General	53
	Specialist	421701	School Psychology	3
	Total			630
<b>College of Science and Technology</b>	Bachelor	110101	Computer and Information Sciences, General	25
		110103	Information Technology	3
		260101	Biology/Biological Sciences, General	82
		270101	Mathematics, General	7
		400501	Chemistry, General	7
		400801	Physics, General	4
	Master	110101	Computer and Information Sciences, General	8
		260101	Biology/Biological Sciences, General	2
		400501	Chemistry, General	7
	Total			145
<b>School of Journalism and Graphic Communication</b>	Bachelor	090401	Journalism	46
		090902	Public Relations/Image Management	40
		500409	Graphic Design	24
		500499	Design and Applied Arts, Other	5
	Master	090401	Journalism	6
Total			121	



## Degrees Awarded by School/College, by Program Category (2012-13)

School	Degree Level	CIP	Program	2012-13
<b>College of Education</b>	Bachelor	131202	Elementary Education and Teaching	25
		131210	Early Childhood Education and Teaching	3
		131303	Business Teacher Education	8
		131305	English/Language Arts Teacher Education	1
		131311	Mathematics Teacher Education	1
		131312	Music Teacher Education	6
		131314	Physical Education Teaching and Coaching	3
		131317	Social Science Teacher Education	2
	Master	130401	Educational Leadership and Administration, General	6
		131199	Student Counseling and Personnel Services, Other	10
		131305	English/Language Arts Teacher Education	1
		131314	Physical Education	3
		310504	Sport Management	5
Research Doctoral	130401	Educational Leadership and Administration, General	7	
Total			81	
<b>School of Business and Industry</b>	Bachelor	450601	Economics, General	15
		520201	Business Administration and Management, General	133
		520301	Accounting	47
	Master	520201	Business Administration and Management, General	46
	Total			241
<b>College of Pharmacy and Pharmaceutical Sciences</b>	Master	512099	Pharmacy, Pharmaceutical Sciences, and Administrat	1
		512201	Public Health, General	22
	Research Doctoral	512099	Pharmacy, Pharmaceutical Sciences, and Administrat	3
		512201	Public Health, General	2
	First Professional	512001	Pharmacy	131
	Total			159
<b>School of Allied Health Sciences</b>	Bachelor	510000	Health Services/Allied Health/Health Sciences, Gen	122
		510701	Health/Health Care Administration/Management	53
		510706	Health Information/Medical Records Administration/	20
		510908	Respiratory Care Therapy/Therapist	20
		510701	Health/Health Care Administration/Management	17
	Master	512306	Occupational Therapy/Therapist	10
	Doc of Physical Therapy	512308	Physical Therapy/Therapist	23
	Total			265



## Degrees Awarded by School/College, by Program Category (2012-13)

School	Degree Level	CIP	Program	2012-13	
School of Nursing	Bachelor	511601	Nursing	85	
	Master	511601	Nursing	10	
	Total			95	
School of the Environment	Bachelor	030104	Environmental Science	2	
	Master	030104	Environmental Science	3	
	Research Doctoral	030104	Environmental Science	9	
	Total			14	
School of Architecture and Engineering Technology	Bachelor	040201	Architecture	55	
		150201	Civil Engineering Technology/Technician	8	
		150303	Electrical, Electronic and Communications Engineer	10	
		151001	Construction Engineering Technology/Technician	25	
	Master	040201	Architecture	15	
		040601	Master of Landscape Architecture	6	
Total			119		
College of Engineering	Bachelor	010000	Agriculture, General	16	
		010102	Agribusiness/Agricultural Business Operations	3	
		010605	Landscaping and Groundskeeping	5	
		010701	International Agriculture	3	
		140301	Agricultural Engineering	1	
		140701	Chemical Engineering	4	
		140801	Civil Engineering, General	8	
		140901	Computer Engineering, General	2	
		141001	Electrical and Electronics Engineerin	6	
		141901	Mechanical Engineering	11	
		143501	Industrial Engineering	2	
		Master	010000	Agriculture, General	5
			140801	Civil Engineering, General	2
	141001		Electrical and Electronics Engineerin	1	
	141901		Mechanical Engineering	1	
	Research Doctoral	143501	Industrial Engineering	1	
		140701	Chemical Engineering	1	
	Total			73	
					73
	College of Law	First Professional	220101	Law	224
Total			224		
<b>Total</b>				<b>2167</b>	



# Degrees Awarded by School/College, by Program Category

Degree Level	Program CIP	Program Name	2007-08	2008-09	2009-10	2010-11	2011-12
<b>College of Arts and Sciences</b>							
Bachelor	050201	African-American Studies	4	2	4	2	3
Bachelor	110101	Computer and Information Sciences	34	26	16	27	17
Bachelor	110103	Information Technology	0	0	0	0	1
Bachelor	131302	Art Education	0	1	0	1	1
Bachelor	131305	English Education	3	8	2	1	3
Bachelor	131311	Mathematics Education	7	3	0	3	1
Bachelor	131312	Music Education	13	7	10	4	9
Bachelor	131316	Science Education	2	0	0	1	2
Bachelor	131317	Social Science Education	2	5	3	7	5
Bachelor	160901	French	3	1	0	0	3
Bachelor	160905	Spanish	3	7	1	5	4
Bachelor	230101	English	16	19	24	18	20
Bachelor	260101	Biology	49	51	50	49	66
Bachelor	270101	Mathematics	3	5	3	4	7
Bachelor	389999	Philosophy & Religion	4	5	7	8	9
Bachelor	400501	Chemistry	19	17	8	10	9
Bachelor	400801	Physics	1	4	2	5	3
Bachelor	420101	Psychology	104	79	88	77	104
Bachelor	430104	Bachelor of Criminal Justice	144	139	120	145	165
Bachelor	440701	Social Work	24	30	42	38	61
Bachelor	450601	Economics	34	25	22	15	19
Bachelor	451001	Political Science	90	62	71	63	69



## Degrees Awarded by School/College, by Program Category

Degree Level	Program CIP	Program Name	2007-08	2008-09	2009-10	2010-11	2011-12
<b>College of Arts and Sciences (cont)</b>							
Bachelor	451101	Sociology	29	21	17	30	22
Bachelor	500501	Theatre	9	10	10	13	15
Bachelor	500702	Fine Arts	6	1	3	3	4
Bachelor	500901	Music	0	0	4	3	12
Bachelor	500903	Music Performance	0	2	1	1	3
Bachelor	500910	Jazz Studies	2	4	0	2	3
Bachelor	540101	History	8	8	10	17	8
Master	110101	Computer and Information Sciences	4	4	2	6	5
Master	260101	Biology	1	3	3	1	8
Master	400501	Chemistry	6	7	7	7	6
Master	400801	Physics	0	2	2	1	1
Master	420401	Community Psychology	8	1	11	0	0
Master	420401	Community Psychology	0	0	0	12	10
Master	421701	School Psychology	8	8	6	0	0
Master	421701	School Psychology	0	0	2	1	0
Master	440701	Social Work	7	14	17	16	20
Master	450101	Social Sciences	40	42	102	88	69
Doctoral	400801	Physics	2	0	1	1	2
Specialist	421701	School Psychology	9	5	7	0	0
Specialist	421701	School Psychology	0	0	0	4	6
<b>SCHOOL</b>			<b>698</b>	<b>628</b>	<b>678</b>	<b>689</b>	<b>775</b>



# Degrees Awarded by School/College, by Program Category

Degree Level	Program CIP	Program Name	2007-08	2008-09	2009-10	2010-11	2011-12
<b>School of Allied Health</b>							
Bachelor	510000	Health Science	83	73	53	103	99
Bachelor	510701	Health Care Administration	24	46	50	46	44
Bachelor	510706	Health Information Management	19	28	29	27	25
Bachelor	510908	Cardiopulmonary Science	10	22	7	9	28
Master	510701	Health Care Administration	9	8	9	10	10
Master	512306	Occupational Therapy	6	9	14	14	1
Master	512308	Physical Therapy	10	8	0	2	0
Professional	512308	Physical Therapy	0	11	14	13	21
<b>SCHOOL</b>			<b>161</b>	<b>205</b>	<b>176</b>	<b>224</b>	<b>228</b>
<b>School of Architecture</b>							
Bachelor	040201	Architecture	65	68	47	47	45
Master	040201	Architecture	5	11	15	6	17
Master	040601	Master of Landscape Architecture	4	0	7	7	5
<b>SCHOOL</b>			<b>74</b>	<b>79</b>	<b>69</b>	<b>60</b>	<b>67</b>
<b>School of the Environment</b>							
Bachelor	030104	Environmental Science	6	6	5	2	0
Master	030104	Environmental Science	1	1	3	3	2
Doctoral	030104	Environmental Science	3	1	3	2	3
<b>SCHOOL</b>			<b>10</b>	<b>8</b>	<b>11</b>	<b>7</b>	<b>5</b>





# Degrees Awarded by School/College, by Program Category

Degree Level	Program CIP	Program Name	2007-08	2008-09	2009-10	2010-11	2011-12
<b>College of Agriculture and Food Sciences</b>							
Bachelor	010000	Agricultural Science	10	12	17	9	11
Bachelor	010102	Agribusiness	9	10	7	15	9
Bachelor	010605	Landscape Design & Mgmt	1	5	9	3	8
Bachelor	010701	International Agriculture and Business	1	3	0	1	6
Bachelor	140301	Biological & Agricultural System Engineering	1	3	2	1	4
Bachelor	150201	Civil Engineering Tech	3	6	10	7	16
Bachelor	150303	Electronic Engineering Tech	6	13	7	8	10
Bachelor	150613	Manufacturing Engineering Tech	1	0	0	0	0
Bachelor	151001	Construction Engineering Tech	17	15	16	13	12
Master	010000	Agricultural Science	4	0	4	5	5
Doctoral	260702	Doctor of Philosophy in Entomology	0	0	0	2	0
<b>SCHOOL</b>			<b>53</b>	<b>67</b>	<b>72</b>	<b>64</b>	<b>81</b>
<b>School of Education</b>							
Bachelor	131202	Elementary Education	64	47	38	34	29
Bachelor	131210	Pre-Kindergarten/ Primary Education	8	4	3	1	4
Bachelor	131303	Business Education	15	7	13	7	12
Bachelor	131314	Physical Education	17	10	11	16	5
Master	130401	Educational Leadership	10	24	23	11	8
Master	131199	Counselor Education	12	7	7	10	10
Master	131201	Adult Education	0	0	1	2	0
Master	131202	Elementary Education	4	1	7	1	1
Master	131205	Secondary Education	0	1	0	0	0
Master	131305	English Education	1	1	2	1	1



## Degrees Awarded by School/College, by Program Category

Degree Level	Program CIP	Program Name	2007-08	2008-09	2009-10	2010-11	2011-12
<b>School of Education (cont)</b>							
Master	131311	Mathematics Education	6	0	1	1	1
Master	131314	Physical Education	3	2	2	12	11
Master	131317	Social Science Education	0	1	0	2	0
Master	131320	Industrial Arts and Technology Education	0	0	1	2	2
Doctoral	130401	Educational Leadership	1	5	8	3	6
<b>SCHOOL</b>			<b>141</b>	<b>110</b>	<b>117</b>	<b>103</b>	<b>90</b>
<b>School of Journalism</b>							
Bachelor	090401	Journalism	42	46	36	37	51
Bachelor	090902	Public Relations	49	29	36	39	40
Bachelor	500409	Graphic Design	21	24	21	29	31
Bachelor	500499	Graphic Communications	5	7	6	6	9
Master	090401	Journalism	3	3	1	1	2
<b>SCHOOL</b>			<b>120</b>	<b>109</b>	<b>100</b>	<b>112</b>	<b>133</b>
<b>School of Nursing</b>							
Bachelor	511601	Nursing	69	75	71	0	0
Bachelor	511601	Nursing	0	0	0	71	89
Master	511601	Nursing	1	2	5	0	0
Master	511601	Nursing	0	0	0	4	6
<b>SCHOOL</b>			<b>70</b>	<b>77</b>	<b>76</b>	<b>75</b>	<b>95</b>



# Degrees Awarded by School/College, by Program Category

Degree Level	Program CIP	Program Name	2007-08	2008-09	2009-10	2010-11	2011-12
<b>School of Engineering (FAMU/FSU)</b>							
Bachelor	140701	Chemical Engineering	3	2	3	3	5
Bachelor	140801	Civil Engineering	9	5	11	13	7
Bachelor	140901	Computer Engineering	7	10	0	2	3
Bachelor	141001	Electrical Engineering	16	14	8	4	6
Bachelor	141901	Mechanical Engineering	8	9	5	4	4
Bachelor	143501	Industrial Engineering	12	6	9	6	6
Master	140501	Biomedical Engineering	0	1	0	0	1
Master	140701	Chemical Engineering	0	0	1	0	1
Master	140801	Civil Engineering	0	0	3	1	6
Master	141001	Electrical Engineering	0	0	2	1	2
Master	141901	Mechanical Engineering	1	0	0	1	1
Master	143501	Industrial Engineering	2	3	3	2	2
Doctoral	140701	Chemical Engineering	0	0	0	1	0
Doctoral	140801	Civil Engineering	1	2	0	0	0
Doctoral	141001	Electrical Engineering	1	2	2	1	0
Doctoral	141901	Mechanical Engineering	1	2	0	2	1
Doctoral	143501	Industrial Engineering	1	0	0	0	0
<b>SCHOOL</b>			<b>62</b>	<b>56</b>	<b>47</b>	<b>41</b>	<b>45</b>

## Law School

Professional	220101	Juris Doctor	122	160	145	160	152
--------------	--------	--------------	-----	-----	-----	-----	-----



# Degrees Awarded by School/College, by Program Category

Degree Level	Program CIP	Program Name	2007-08	2008-09	2009-10	2010-11	2011-12
--------------	-------------	--------------	---------	---------	---------	---------	---------

## School of Pharmacy

Master	512099	Pharmaceutical Sciences	3	1	3	3	4
Master	512201	Public Health	18	16	20	10	14
Doctoral	512099	Pharmaceutical Sciences	1	5	1	8	5
Doctoral	512201	Public Health	0	2	1	2	6
Professional	512001	Doctor of Pharmacy	150	116	140	139	135
<b>SCHOOL</b>			<b>172</b>	<b>140</b>	<b>165</b>	<b>162</b>	<b>164</b>

## School of Business and Industry

Bachelor	520201	Business Administration	243	262	160	154	160
Bachelor	520301	Accounting	39	34	40	35	44
Master	520201	Business Administration	68	90	55	50	38
<b>SCHOOL</b>			<b>350</b>	<b>386</b>	<b>255</b>	<b>239</b>	<b>242</b>

<b>Grand Total</b>			<b>2,033</b>	<b>2,025</b>	<b>1,911</b>	<b>1,936</b>	<b>2,077</b>
--------------------	--	--	--------------	--------------	--------------	--------------	--------------



# Degrees Awarded by Degree Type, by Ethnic Origin (2012-13)

## Bachelor

CIP	Program	Non Resident Alien	Hispanic	American Indian	Asian	Black	White	2 or more Races	Total
010000	Agriculture, General	0	0	0	0	16	0	0	16
010102	Agribusiness/Agricultural Business Operations	0	0	0	0	3	0	0	3
010605	Landscaping and Groundskeeping	0	0	0	0	4	1	0	5
010701	International Agriculture	0	0	0	0	3	0	0	3
030104	Environmental Science	0	0	0	0	2	0	0	2
040201	Architecture	10	3	0	2	33	7	0	55
050201	African-American/Black Studies	0	0	0	0	4	0	0	4
090401	Journalism	0	0	0	0	44	2	0	46
090902	Public Relations/Image Management	0	0	0	0	40	0	0	40
110101	Computer and Information Sciences, General	1	0	0	2	22	0	0	25
110103	Information Technology	0	0	0	0	3	0	0	3
131202	Elementary Education and Teaching	0	0	0	0	24	1	0	25
131210	Early Childhood Education and Teaching	0	0	0	0	3	0	0	3
131303	Business Teacher Education	0	0	0	1	7	0	0	8
131305	English/Language Arts Teacher Education	0	0	0	0	1	0	0	1
131311	Mathematics Teacher Education	0	0	0	0	1	0	0	1
131312	Music Teacher Education	0	0	0	0	6	0	0	6
131314	Physical Education Teaching and Coaching	0	0	0	0	3	0	0	3
131317	Social Science Teacher Education	0	0	0	0	2	0	0	2
140301	Agricultural Engineering	0	0	0	0	1	0	0	1
140701	Chemical Engineering	1	0	0	0	3	0	0	4
140801	Civil Engineering, General	2	0	0	0	6	0	0	8
140901	Computer Engineering, General	0	0	0	0	2	0	0	2
141001	Electrical and Electronics Engineerin	0	1	0	0	5	0	0	6
141901	Mechanical Engineering	2	0	0	0	8	1	0	11
143501	Industrial Engineering	0	0	0	0	2	0	0	2
150201	Civil Engineering Technology/Technician	0	0	0	0	8	0	0	8
150303	Electrical, Electronic and Communications Engineer	0	0	0	0	9	1	0	10
151001	Construction Engineering Technology/Technician	1	0	0	0	22	2	0	25
160901	French	0	0	0	0	1	0	0	1
160905	Spanish Language and Literature	1	0	0	0	5	0	0	6
230101	English Language and Literature, General	0	1	0	0	15	0	0	16
260101	Biology/Biological Sciences, General	1	1	0	1	77	2	0	82
270101	Mathematics, General	0	0	0	0	6	1	0	7



## Degrees Awarded by Degree Type, by Ethnic Origin (2012-13)

### Bachelor (cont)

CIP	Program	Non Resident Alien	Hispanic	American Indian	Asian	Black	White	2 or more Races	Total
389999	Philosophy and Religious Studies, Other	0	0	0	0	11	0	0	11
400501	Chemistry, General	0	0	0	0	7	0	0	7
400801	Physics, General	0	0	0	0	4	0	0	4
420101	Psychology, General	0	1	0	1	97	0	0	99
430104	Criminal Justice/Safety Studies	0	0	0	0	179	0	0	179
440701	Social Work	0	1	0	0	71	2	0	74
450601	Economics, General	1	0	0	0	14	0	0	15
451001	Political Science and Government, General	0	1	0	0	72	0	0	73
451101	Sociology	0	0	0	0	29	0	0	29
500409	Graphic Design	0	0	0	0	24	0	0	24
500499	Design and Applied Arts, Other	0	0	0	0	4	1	0	5
500501	Drama and Dramatics/Theatre Arts, General	0	0	0	0	14	0	0	14
500702	Fine/Studio Arts, General	0	0	0	0	4	0	0	4
500901	Music, General	0	0	0	1	22	0	0	23
500910	Jazz/Jazz Studies	0	0	0	0	2	0	0	2
510000	Health Services/Allied Health/Health Sciences, Gen	0	2	0	2	113	5	0	122
510701	Health/Health Care Administration/Management	0	0	0	0	53	0	0	53
510706	Health Information/Medical Records Administration/	0	0	0	1	18	1	0	20
510908	Respiratory Care Therapy/Therapist	1	0	0	0	19	0	0	20
511601	Nursing	1	1	0	0	76	6	1	85
520201	Business Administration and Management, General	0	0	1	0	131	1	0	133
520301	Accounting	0	2	0	0	45	0	0	47
540101	History, General	1	0	0	1	4	0	0	6
<b>Total</b>		<b>23</b>	<b>14</b>	<b>1</b>	<b>12</b>	<b>1404</b>	<b>34</b>	<b>1</b>	<b>1489</b>



## Degrees Awarded by Degree Type, by Ethnic Origin (2012-13)

### Master

CIP	Program	Non Resident Alien	Hispanic	American Indian	Asian	Black	White	2 or more Races	Total
010000	Agriculture, General	1	0	0	0	4	0	0	5
030104	Environmental Science	1	0	0	0	2	0	0	3
040201	Architecture	1	0	0	1	12	1	0	15
040601	Master of Landscape Architecture	0	0	0	0	4	2	0	6
090401	Journalism	0	0	0	0	5	1	0	6
110101	Computer and Information Sciences, General	1	0	0	0	7	0	0	8
130401	Educational Leadership and Administration, General	0	0	0	0	6	0	0	6
131199	Student Counseling and Personnel Services, Other	0	0	0	0	9	1	0	10
131305	English/Language Arts Teacher Education	0	0	0	0	1	0	0	1
131314	Physical Education	0	0	0	0	3	0	0	3
140801	Civil Engineering, General	1	0	0	0	1	0	0	2
141001	Electrical and Electronics Engineerin	0	0	0	0	1	0	0	1
141901	Mechanical Engineering	0	0	0	0	1	0	0	1
143501	Industrial Engineering	0	0	0	0	1	0	0	1
260101	Biology/Biological Sciences, General	0	0	0	0	2	0	0	2
310504	Sport Management	0	0	0	0	5	0	0	5
400501	Chemistry, General	0	0	1	0	6	0	0	7
420401	Community Psychology	0	1	0	0	10	0	0	11
440701	Social Work	0	0	0	0	22	0	0	22
450101	Social Sciences, General	0	0	0	0	53	0	0	53
510701	Health/Health Care Administration/Management	0	0	0	0	17	0	0	17
511601	Nursing	0	0	0	0	10	0	0	10
512099	Pharmacy, Pharmaceutical Sciences, and Administrat	0	0	0	0	1	0	0	1
512201	Public Health, General	2	1	0	0	19	0	0	22
512306	Occupational Therapy/Therapist	0	0	0	0	9	1	0	10
520201	Business Administration and Management, General	1	0	0	0	45	0	0	46
<b>Total</b>		<b>8</b>	<b>2</b>	<b>1</b>	<b>1</b>	<b>256</b>	<b>6</b>	<b>0</b>	<b>274</b>



## Degrees Awarded by Degree Type, by Ethnic Origin (2012-13)

### Research Doctoral

CIP	Program	Non Resident Alien	Hispanic	American Indian	Asian	Black	White	2 or more Races	Total
030104	Environmental Science	1	1	0	1	6	0	0	9
130401	Educational Leadership and Administration, General	0	0	0	0	7	0	0	7
140701	Chemical Engineering	1	0	0	0	0	0	0	1
140801	Civil Engineering, General	0	0	0	0	1	0	0	1
512099	Pharmacy, Pharmaceutical Sciences, and Administration	1	0	0	0	2	0	0	3
512201	Public Health, General	0	0	0	0	2	0	0	2
Total		3	1	0	1	18	0	0	23

### Doc of Physical Therapy

CIP	Program	Non Resident Alien	Hispanic	American Indian	Asian	Black	White	2 or more Races	Total
512308	Physical Therapy/Therapist	0	0	0	0	23		0	23
Total		0	0	0	0	23		0	23

### First Professional

CIP	Program	Non Resident Alien	Hispanic	American Indian	Asian	Black	White	2 or more Races	Total
220101	Law	0	19	2	8	118	77	0	224
512001	Pharmacy	2	4	0	6	101	18	0	131
Total		2	23	2	14	219	95	0	355

### Specialist

CIP	Program	Non Resident Alien	Hispanic	American Indian	Asian	Black	White	2 or more Races	Total
421701	School Psychology	0	0	0	0	3	0	0	3
Total		0	0	0	0	3	0	0	3

### Grand Total

CIP	Program	Non Resident Alien	Hispanic	American Indian	Asian	Black	White	2 or more Races	Total
Total		36	40	4	28	1923	135	1	2167





# Degrees Awarded by Degree Type, by Gender (2012-13)

## Bachelor

CIP	Program	Female	Male	Total
010000	Agriculture, General	11	5	16
010102	Agribusiness/Agricultural Business Operations	2	1	3
010605	Landscaping and Groundskeeping	2	3	5
010701	International Agriculture	3	0	3
030104	Environmental Science	0	2	2
040201	Architecture	21	34	55
050201	African-American/Black Studies	4	0	4
090401	Journalism	33	13	46
090902	Public Relations/Image Management	29	11	40
110101	Computer and Information Sciences, General	8	17	25
110103	Information Technology	1	2	3
131202	Elementary Education and Teaching	25	0	25
131210	Early Childhood Education and Teaching	3	0	3
131303	Business Teacher Education	6	2	8
131305	English/Language Arts Teacher Education	1	0	1
131311	Mathematics Teacher Education	1	0	1
131312	Music Teacher Education	2	4	6
131314	Physical Education Teaching and Coaching	0	3	3
131317	Social Science Teacher Education	0	2	2
140301	Agricultural Engineering	0	1	1
140701	Chemical Engineering	2	2	4
140801	Civil Engineering, General	0	8	8
140901	Computer Engineering, General	0	2	2
141001	Electrical and Electronics Engineerin	0	6	6
141901	Mechanical Engineering	1	10	11
143501	Industrial Engineering	1	1	2
150201	Civil Engineering Technology/Technician	1	7	8
150303	Electrical, Electronic and Communications Engineer	0	10	10
151001	Construction Engineering Technology/Technician	1	24	25
160901	French	0	1	1
160905	Spanish Language and Literature	3	3	6
230101	English Language and Literature, General	13	3	16
260101	Biology/Biological Sciences, General	58	24	82
270101	Mathematics, General	5	2	7
389999	Philosophy and Religious Studies, Other	4	7	11
400501	Chemistry, General	6	1	7
400801	Physics, General	1	3	4
420101	Psychology, General	80	19	99
430104	Criminal Justice/Safety Studies	97	82	179
440701	Social Work	65	9	74
450601	Economics, General	5	10	15
451001	Political Science and Government, General	31	42	73
451101	Sociology	22	7	29
500409	Graphic Design	9	15	24
500499	Design and Applied Arts, Other	4	1	5
500501	Drama and Dramatics/Theatre Arts, General	7	7	14



# Degrees Awarded by Degree Type, by Gender (2012-13)

## Bachelor (cont)

CIP	Program	Female	Male	Total
500702	Fine/Studio Arts, General	3	1	4
500901	Music, General	11	12	23
500910	Jazz/Jazz Studies	1	1	2
510000	Health Services/Allied Health/Health Sciences, Gen	99	23	122
510701	Health/Health Care Administration/Management	38	15	53
510706	Health Information/Medical Records Administration/	16	4	20
510908	Respiratory Care Therapy/Therapist	15	5	20
511601	Nursing	76	9	85
520201	Business Administration and Management, General	57	76	133
520301	Accounting	26	21	47
540101	History, General	3	3	6
<b>Total</b>		<b>913</b>	<b>576</b>	<b>1489</b>

## Master

CIP	Program	Female	Male	Total
010000	Agriculture, General	4	1	5
030104	Environmental Science	2	1	3
040201	Architecture	5	10	15
040601	Master of Landscape Architecture	2	4	6
090401	Journalism	4	2	6
110101	Computer and Information Sciences, General	4	4	8
130401	Educational Leadership and Administration, General	4	2	6
131199	Student Counseling and Personnel Services, Other	9	1	10
131305	English/Language Arts Teacher Education	1	0	1
131314	Physical Education	0	3	3
140801	Civil Engineering, General	2	0	2
141001	Electrical and Electronics Engineerin	0	1	1
141901	Mechanical Engineering	1	0	1
143501	Industrial Engineering	0	1	1
260101	Biology/Biological Sciences, General	1	1	2
310504	Sport Management	3	2	5
400501	Chemistry, General	5	2	7
420401	Community Psychology	7	4	11
440701	Social Work	15	7	22
450101	Social Sciences, General	38	15	53
510701	Health/Health Care Administration/Management	13	4	17
511601	Nursing	9	1	10
512099	Pharmacy, Pharmaceutical Sciences, and Administrat	1	0	1
512201	Public Health, General	17	5	22
512306	Occupational Therapy/Therapist	9	1	10
520201	Business Administration and Management, General	30	16	46
<b>Total</b>		<b>186</b>	<b>88</b>	<b>274</b>



# Degrees Awarded by Degree Type, by Gender (2012-13)

## Research Doctoral

CIP	Program	Female	Male	Total
030104	Environmental Science	7	2	9
130401	Educational Leadership and Administration, General	2	5	7
140701	Chemical Engineering	1	0	1
140801	Civil Engineering, General	0	1	1
512099	Pharmacy, Pharmaceutical Sciences, and Administrat	2	1	3
512201	Public Health, General	2	0	2
<b>Total</b>		<b>14</b>	<b>9</b>	<b>23</b>

## Doc of Physical Therapy

CIP	Program	Female	Male	Total
512308	Physical Therapy/Therapist	16	7	23
<b>Total</b>		<b>16</b>	<b>7</b>	<b>23</b>

## First Professional

CIP	Program	Female	Male	Total
220101	Law	119	105	224
512001	Pharmacy	99	32	131
<b>Total</b>		<b>218</b>	<b>137</b>	<b>355</b>

## Specialist

CIP	Program	Female	Male	Total
421701	School Psychology	3	0	3
<b>Total</b>		<b>3</b>	<b>0</b>	<b>3</b>

## Grand Total

CIP	Program	Female	Male	Total
<b>Total</b>		<b>1350</b>	<b>817</b>	<b>2167</b>

