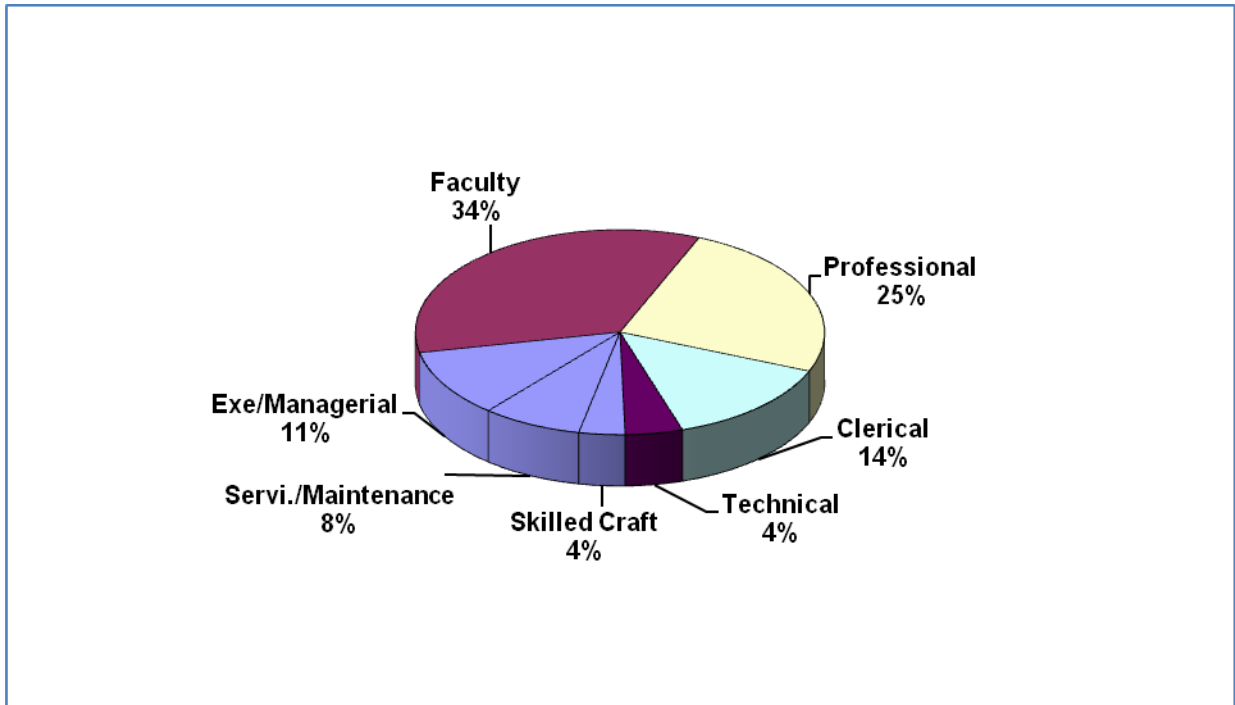




*Florida A & M University*  
*2012-2013 Fact Book*

**Faculty  
and  
Staff**

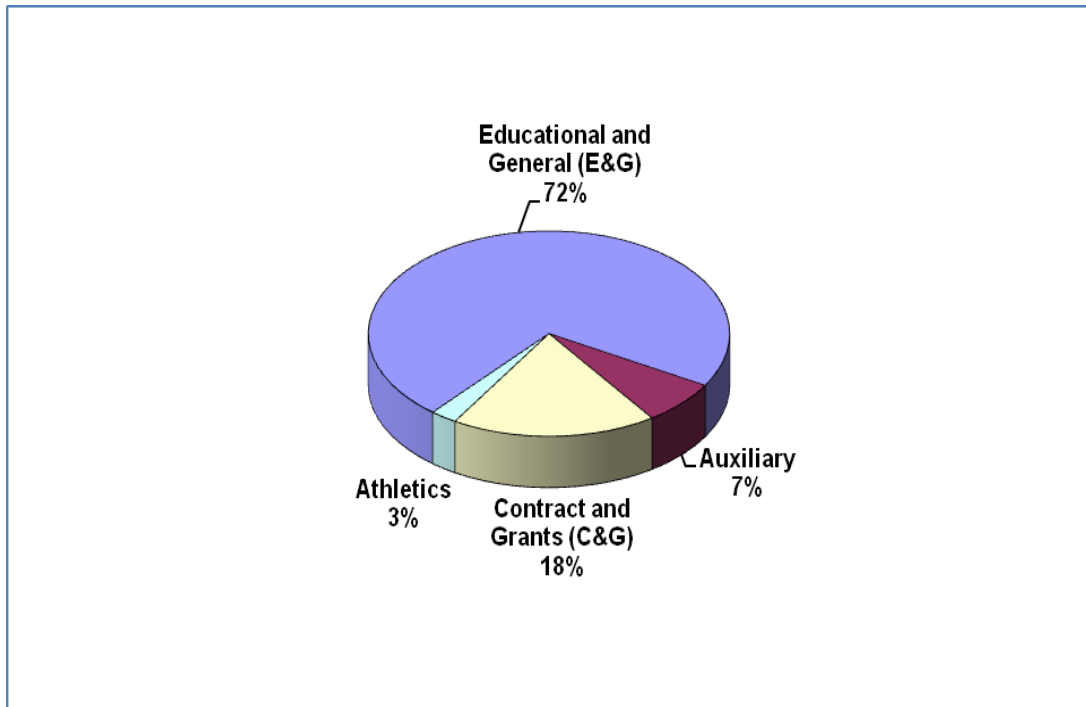
## University Employees by Occupational Activity Code Fall 2012 (not including OPS)



Occupational Activity Code	Female	Male	Total
Executive/Managerial	110	78	188
Faculty	286	323	609
Professional Non-Faculty	262	177	439
Clerical/Secretarial	214	30	244
Technical/Paraprofessional	42	38	80
Skilled Crafts	0	64	64
Service/Maintenance	59	80	139
<b>Total</b>	<b>973</b>	<b>790</b>	<b>1,763</b>



## University Employees by Budget Entity Fall 2012 (not including OPS)

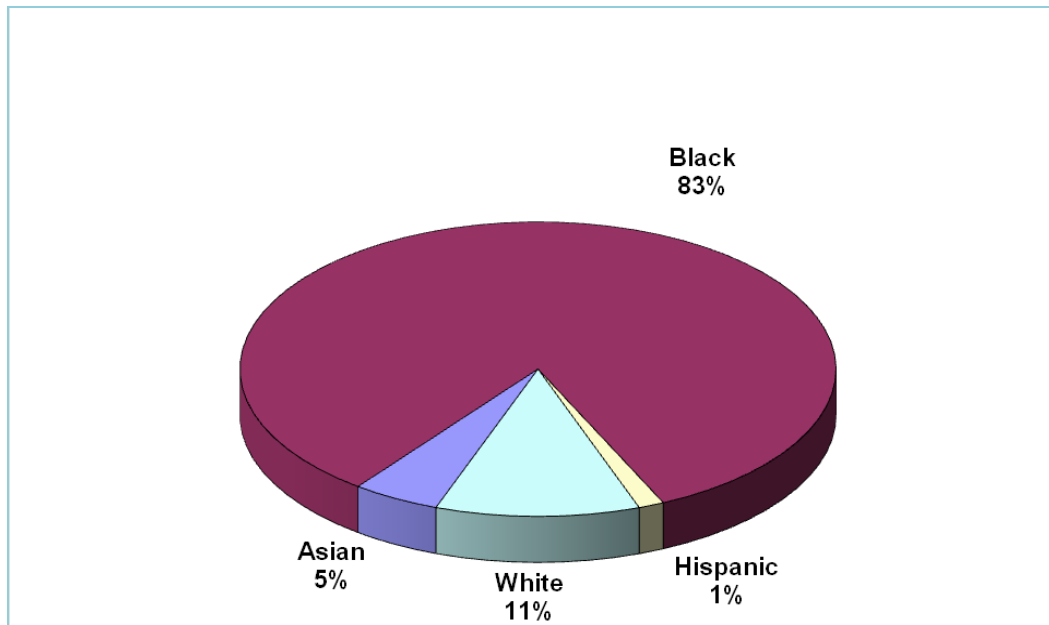


\*Not including student activities and financial aid

Budget Entity	Female	Male	Total
Educational and General (E&G)	662	599	1,261
Auxiliary	79	42	121
Contract and Grants (C&G)	209	111	320
Student Activities	6	6	12
Student Financial Aid	3	4	7
Intercollegiate Athletics	14	28	42
<b>Total</b>	<b>973</b>	<b>790</b>	<b>1,763</b>



## University Employees by Ethnic Origin Fall 2012 (not including OPS)



Note: Amer. Indian < 1%

Occupational Activity	Asian	Black	Hispanic	Amer. Indian	White	Total
Executive/Managerial	5	166	2	0	15	188
Faculty	34	454	14	0	107	609
Professional Non-Faculty	32	361	4	0	42	439
Clerical/Secretarial	1	233	3	1	6	244
Technical/Paraprofessional	0	68	1	0	11	80
Skilled Crafts	0	56	0	0	8	64
Service/Maintenance	4	127	1	0	7	139
<b>Total</b>	<b>76</b>	<b>1,465</b>	<b>25</b>	<b>1</b>	<b>196</b>	<b>1,763</b>



## University Employees by Class Code, by Gender Fall 2012

Class Code	Class Title	Female	Male	All
0003	CLERK	5	2	7
0004	SENIOR CLERK	7	0	7
0102	SECRETARY	5	0	5
0108	SENIOR SECRETARY	16	0	16
0114	EXECUTIVE SECRETARY	5	0	5
0186	CASHIER	1	0	1
0261	TELEPHONE SYSTEMS OPERATOR	1	0	1
0705	OFFICE ASSISTANT	8	1	9
0710	ADMIN ASST	49	2	51
0715	SR ADMINISTRATIVE ASST	5	0	5
0716	OFFICE MANAGER	40	3	43
0815	SR PURCHASING AGENT	2	0	2
0918	STRKEEPER/RECV CLERK	1	4	5
0921	SR STRKEEPER/RECV CLERK	0	1	1
0928	STORES/RECEIVING MANAGER	0	3	3
0939	PROPERTY MANAGER	0	2	2
1006	PERSONNEL REP	3	0	3
1012	SR PERSONNEL REP	4	0	4
1306	CHILD CARE GROUP LEADER	5	0	5
1415	FISCAL ASSISTANT	1	0	1
1418	SR FISCAL ASST	4	2	6
1427	ACCOUNTANT	8	1	9
1434	SENIOR ACCOUNTANT	1	2	3
2017	EIT - SUPPORT SPECIALIST	4	0	4
2020	COMPUTER OPERATOR	0	1	1
2031	TELECOMMUNICATIONS SPEC	0	1	1
2035	SR TELECOMM SPEC	0	1	1
2050	COMPUTER SUPPORT SPECIALIST	1	6	7
2052	SR COMPUTER SUPPORT SPEC	1	1	2



## University Employees by Class Code, by Gender Fall 2012

Class Code	Class Title	Female	Male	All
2056	COMPUTER SUPPORT ANALYST	0	2	2
2064	SR COMPUTER REPAIR TECHNICIAN	1	0	1
2102	COMP PROGRAMMER ANALYST	1	0	1
2117	SYSTEMS PROGRAMMING MGR	0	1	1
2130	EIT FIELD SERVICE TECHNICIAN	1	2	3
2401	GRANTS ASSISTANT	1	0	1
2415	SENIOR GRANTS SPECIALIST	5	0	5
3709	ART/PUBLICATION PRODUCTION SPC	1	0	1
3718	PRINT SHOP MANAGER	0	2	2
3721	SR ART/PUBL PROD SPECIALIST	0	2	2
3726	AUDIO-VISUAL SPECIALIST	0	2	2
3732	INFORMATION SPECIALIST	1	1	2
3781	BROADCAST SPECIALIST	1	0	1
4206	PROGRAM ASSISTANT	60	10	70
4245	SR UNIV UNION PROG SPEC	1	0	1
4252	ASSISTANT TICKET MANAGER	1	0	1
4262	FINANCIAL AID OFFICER	2	2	4
4264	SR FINANCIAL AID OFFICER	2	0	2
4274	ADMISSIONS/REGISTRAR OFFICER	3	2	5
4275	SR ADMISSIONS/REG OFFICER	3	1	4
4303	LIBRARY TECHNICAL ASSISTANT	6	4	10
4304	SR LIBRARY TECHNICAL ASSISTANT	11	5	16
4306	LIBRARY TECHNICAL ASST SUPV	2	0	2
4609	ENGINEERING TECHNICIAN	0	2	2
4611	RSCH ENGINEERING SUPPORT SPEC	0	1	1
4630	ENGINEER	0	2	2
4633	SENIOR ENGINEER	0	1	1
5017	LABORATORY TECHNICIAN	2	0	2
5027	SR LABORATORY TECHNICIAN	1	1	2



## University Employees by Class Code, by Gender Fall 2012

Class Code	Class Title	Female	Male	All
5033	BIOLOGICAL SCIENTIST	1	1	2
5035	SR BIOLOGICAL SCIENTIST	1	0	1
5082	LAB/SR STORES MANAGER	1	0	1
5083	SR TEACHING LAB SPEC	0	2	2
5121	RESEARCH PHYSICIST	0	1	1
5297	ADV REG NURSE PRACTITIONER	2	0	2
5521	SR. HEALTH SUPPORT TECHNICIAN	1	0	1
5522	CERTIFIED MEDICAL ASSISTANT	1	0	1
6213	FOOD SERVICE WORKER	2	0	2
6223	FOOD SERVICE MANAGER	1	0	1
6330	HVAC OPERATOR	0	4	4
6331	SR HVAC OPERATOR	0	5	5
6367	SENIOR MOTOR VEHICLE OPER	0	4	4
6374	MAINTENANCE SUPPORT WORKER	0	7	7
6376	MAINTENANCE SUPERVISOR	0	8	8
6382	SR MAINTENANCE SUPERINTENDENT	0	1	1
6389	LABORER	0	2	2
6394	GROUNDSKEEPER	2	11	13
6395	SR GROUNDSKEEPER	0	3	3
6398	LANDSCAPING/GROUNDS SUPERINT	0	1	1
6423	LOCKSMITH	0	1	1
6426	PAINTER	0	5	5
6432	CARPENTER	0	1	1
6435	ROOFER	0	1	1
6441	PLUMBER	0	3	3
6444	ELECTRICIAN	0	5	5
6445	SENIOR ELECTRICIAN	0	1	1
6447	MASON	0	1	1
6452	SR. REFRIGERATION MECHANIC	0	9	9
6466	MAINTENANCE MECHANIC	0	10	10



## University Employees by Class Code, by Gender Fall 2012

Class Code	Class Title	Female	Male	All
6467	MAINTENANCE SPECIALIST	0	6	6
6516	MACHINIST	0	1	1
6526	CUSTODIAL WORKER	33	22	55
6527	SR CUSTODIAL WORKER	7	6	13
6529	SR CUSTODIAL SUPERVISOR	1	1	2
6532	ASST CUSTODIAL SRVCS SUPT	0	1	1
6533	CUSTODIAL SERVICES SUPT	1	0	1
6541	AUTO/MARINEEQUIP MECH SUPERVIS	0	1	1
6582	TELECOMMUNICATIONS SERV SPEC	0	1	1
7230	CONTROL/ALARM SYS TECHNICIAN	0	2	2
7235	ELECTRONIC TECH SUPV	0	1	1
7404	ASST LAB ANIMAL TECH	0	1	1
7407	SENIOR LABORATORY ANIMAL TECH	0	1	1
7421	FINANCIAL SVCS OFFICER	2	1	3
7425	SR FINANCIAL SVCS OFFICER	6	0	6
7515	FARM MANAGER	0	2	2
7520	AGRICULTURAL ASSISTANT	0	1	1
7521	SR AGRICULTURAL ASSISANT	0	3	3
8410	POLICE SERVICE TECHNICIAN	2	3	5
8411	SR POLICE SERVICE TECH	0	1	1
8412	POLICE COMM OPERATOR	2	0	2
8413	SR POLICE COMM OPERATOR	1	0	1
8515	LAW ENFORCEMENT OFFICER	5	11	16
8517	LAW ENFORCEMENT CORPORAL	0	1	1
8519	LAW ENFORCEMENT SERGEANT	2	5	7
8522	LAW ENFORCEMENT LIEUTENANT	2	1	3
8541	LAW ENFORCEMENT INVEST	1	2	3
8724	SR ENVIRON HLTH AND SAF SPEC	0	1	1
8826	BUILDING SAFETY INSPECTOR	0	1	1





## University Employees by Class Code, by Gender Fall 2012

Class Code	Class Title	Female	Male	All
9001	ADJUNCT PROFESSOR	3	1	4
	OVERLOAD FACULTY-PROFESSOR	0	1	1
	PROFESSOR	38	112	150
9002	ADJUNCT ASSOCIATE PROFESSOR	3	0	3
	ASSOCIATE PROFESSOR	93	93	186
9003	ASSISTANT PROFESSOR	69	71	140
	OVERLOAD FACULTY-ASST PROF	1	0	1
9004	ADJUNCT INSTRUCTOR	7	3	10
	INSTRUCTOR	51	28	79
9005	LECTURER	0	1	1
9007	DISTINGUISHED SERVICE PROF	0	1	1
9018	UNIVERSITY SCHOOL ASST PROF	5	4	9
9019	UNIVERSITY SCHOOL INSTRUCTOR	23	9	32
9053	UNIVERSITY LIBRARIAN	3	1	4
9054	ASSOC UNIV LIBRARIAN	3	0	3
9055	ASST UNIV LIBRARIAN	2	1	3
9056	INSTRUCTOR LIBRARIAN	7	3	10
9121	ASSISTANT IN	7	5	12
9124	EXTENSION AGENT II	0	1	1
9125	EXTENSION AGENT I	1	2	3
9126	PROGRAM DIRECTOR	2	1	3
9166	RESEARCH ASSOCIATE	7	18	25
9173	COUNSELOR/ADVISOR	10	8	18
9178	INSTRUCTIONAL SPECIALIST	2	0	2
9181	GRADUATE RESEARCH ASSOCIATE	14	12	26
9199	FACULTY ADMINISTRATOR	20	5	25
9208	AUDIT SVCS/INVEST ADMIN	1	1	2
9210	ASSISTANT VP, HUMAN RESOURCES	1	0	1
9213	COOR, EQUAL OPP PROGRAMS	0	1	1



## University Employees by Class Code, by Gender Fall 2012

Class Code	Class Title	Female	Male	All
9215	COOR, HR/PERSONNEL REL	5	2	7
9217	EXECUTIVE ASSISTANT	6	2	8
9218	COORDINATOR, ACCOUNTING	10	4	14
9224	ADMINISTRATIVE COORDINATOR	2	0	2
9225	COORDINATOR, ADMIN SERVICES	22	2	24
9226	COORD, MANAGEMENT ANALYSIS	8	4	12
9230	DIRECTOR, FINANCIAL SERVICES	1	0	1
9231	ASOC DIR OF FINANCIAL SERVICES	1	0	1
9232	COORDINATOR, ADM/REGISTRATION	5	1	6
9233	VICE PRES AUDIT & COMPLIANCE	0	1	1
9235	DIRECTOR, TITLE III PROGRAMS	1	0	1
9236	COOR, BUS AND FIN/AUX SERV	0	3	3
9238	COOR, ENVIRON HEALTH/SAFETY COORDINATOR, ACADEMIC	1	3	4
9241	PROGRAMS	8	1	9
9250	ASSOC DIR, RES PROG/SERV	1	0	1
9251	ASSOC. DIR, ACADEMIC PROGRAMS	0	1	1
9252	ASST DIR, UNIV COMPUTER SYSTEM	2	0	2
9258	COORDINATOR, BUDGETING	6	0	6
9259	VP STUDENT AFFAIRS	0	1	1
9264	VP, UNIVERSITY RELATIONS	0	1	1
9269	ASSOC VP STUDENT AFFAIRS	2	1	3
9271	ASST VP, ADMIN AFFAIRS	0	2	2
9274	VP, LEGAL AFFAIRS/GEN COUNSEL	0	1	1
9277	COORD, CLINICAL PROGRAMS	0	2	2
9280	PHARMACY MANAGER	2	1	3
9282	COORDINATOR, STUDENT FIN AID	3	2	5
9283	ASST DIR, CLINICAL PROGRAMS	1	0	1
9284	ASST DIR. ADV/ALUMNI AFF.	2	0	2
9286	DIRECTOR MULTIPURPOSE FACILITY	0	2	2
9287	DIR, EDUCATIONAL/TRAINING PROG	0	1	1



## University Employees by Class Code, by Gender Fall 2012

Class Code	Class Title	Female	Male	All
9291	COOR EDUC/TRAINING PROG	4	0	4
9295	ASSISTANT CONTROLLER	4	2	6
9298	ASSOCIATE CONTROLLER	3	0	3
9300	DIR CAREER DEVELOPMENT SERV	1	0	1
9305	DIR UNIV REL/PUBLIC AFFAIRS	1	0	1
9306	ASSOC GENERAL COUNSEL	1	1	2
9307	COOR UNIV REL/PUBLIC AFFAIRS	0	1	1
9308	DIR ACAD SUPPORT SERV	3	1	4
9310	DIR ADVANCEMENT/ALUMNI AFFAIRS	4	2	6
9311	ASST DIR, BUS AND FIN/AUX SERV	0	1	1
9312	ASST DIR HUM RES/PERS REL	0	2	2
9314	COOR ADVANCEMENT/ALUMNI AFFAIR	0	4	4
9317	EXECUTIVE DIRECTOR	1	0	1
9318	ASSOC VP ADMIN AFFAIRS	0	1	1
9321	DIR BUS AND FIN/AUX SERVICES	0	1	1
9322	ASSOC DIR BUS FIN/AUX SER.	1	1	2
9325	DIRECTOR PURCHASING	1	0	1
9327	ASST DIR. ACADEMIC SUP. SERV	3	0	3
9329	DIR RESEARCH PROGRAMS/SERVICES	1	0	1
9332	DIR, UNIV COMPUTER SYSTEMS	0	4	4
9334	SPECIALIST, COMPUTER RESEARCH	1	0	1
9335	COOR COMPUTER APPLICATIONS	8	11	19
9337	ASSOC DIR HUM RES/PERS REL	1	0	1
9339	COORD, STATISTICAL RESEARCH	0	1	1
9342	CREDENTIALING ANALYST	5	1	6
9343	DIRECTOR TELECOMMUNICATIONS	1	0	1
9344	DIR FACILITIES PLANNING	0	1	1
9345	ASSOC DIR FACILITIES PLANNING	1	1	2
9346	COORD, FACIL PLAN	1	3	4
9350	DIR, UNIVERSITY HOUSING	0	1	1



## University Employees by Class Code, by Gender Fall 2012

Class Code	Class Title	Female	Male	All
9351	ASSOC DIR,UNIV HOUSING	1	0	1
9353	DIR PHYSICAL PLANT	0	1	1
9355	UNIV REGISTRAR	1	0	1
9358	DIR, ADMISSIONS/REGISTRAR	2	0	2
9361	COOR HS AND/OR COMM COLL REL	1	0	1
9365	DIR URBAN POLICY & COMMERCE	0	1	1
9368	DIRECTOR, CONTINUING EDUCATION	1	0	1
9369	ASST DIR UNIV HOUSING	0	1	1
9370	COOR, CONTINUING EDUCATION	1	0	1
9375	ASST DIR STUDENT AFFAIRS	0	3	3
9384	CREDENTIALING MANAGER	1	0	1
9385	ASST. DIR., ADMISSION/REG	1	0	1
9386	BUSINESS/MANAGEMENT ANALYST	5	2	7
9387	ASST DIR, PHYSICAL PLANT	0	4	4
9388	COOR, INFO/PUBLICATIONS SERV	2	1	3
9391	ASSOC DIR SAFETY AND SECURITY	0	1	1
9396	COOR, ACADEMIC SUPPORT SERV	12	8	20
9397	ASST DIR ENVIRON HEALTH & SAFE	0	1	1
9403	ASSOC. DIR., INSTRUCTIONAL TEC	0	1	1
9409	DIRECTOR,RADIO/TV STATION	0	2	2
9413	ASSISTANT DIR INSTL RES	1	0	1
9414	ASST UNIVERSITY REGISTRAR	1	0	1
9420	ASSOCIATE DIRECTOR RESEARCH	1	0	1
9421	DIRECTOR STUDENT AFFAIRS	4	1	5
9422	ASSOC DIR STUDENT AFFAIRS	0	1	1
9427	COORDINATOR, STUDENT AFFAIRS	19	12	31
9428	DIR STUDENT FINANCIAL AID	1	0	1
9429	ASST DIR, STUDENT FIN AID	4	0	4
9438	ASST DIR RESEARCH PROG/SERV	1	0	1
9440	DIRECTOR STUDENT HLTH SERV	1	0	1



## University Employees by Class Code, by Gender Fall 2012

Class Code	Class Title	Female	Male	All
9444	COORD,RESEARCH PROG/SERV	13	6	19
9447	DIR, ENTERPRISE INFO TECHNLOGY	0	1	1
9450	ASST DIR, CAREER DVPT SVCS	0	1	1
9451	COORD., CAREER DEV. SERVICES	1	0	1
9459	BUSINESS MANAGER	3	0	3
9465	ASSOC DIR UNIV COMPUTER SYSTEM	2	2	4
9467	ASSISTANT ATHLETIC COACH	2	13	15
9469	HEAD ATHLETIC COACH	4	6	10
9470	DIR INTERCOLL ATHLETICS	0	1	1
9471	ASSOC DIR INTERCOLL ATHLETICS	0	1	1
9472	ASST DIR INTERCOLLEGIATE ATHL	3	0	3
9475	COOR, COMP SYSTEMS CNTRL	1	3	4
9476	COORDINATOR, INTERCOLL ATHL	1	3	4
9477	DIR, UNIV EQUAL OPP PROG	1	0	1
9478	SPECIALIST,COMPUTER SYS CNTRL	1	3	4
9482	ASSOC DIR, UNIV BUDGETS	2	0	2
9483	ATHLETIC TRAINER	3	1	4
9486	COORDINATOR, PHYSICAL PLANT	2	4	6
9488	COORDINATOR, PURCHASING	0	1	1
9496	ASST DIR EQUAL OPP PROGAMS	1	0	1
<b>Total</b>		<b>973</b>	<b>790</b>	<b>1,763</b>



## Instructional Faculty by Class Code and Ethnic Origin

Fall 2010	Asian	Black	Hispanic	Amer-Indian	White	Total
Professor	18	104	2	0	35	159
Associate Professor	6	123	6	1	44	180
Assistant Professor	11	130	5	0	19	165
Instructor	1	55	1	0	12	69
<b>Total</b>	<b>36</b>	<b>412</b>	<b>14</b>	<b>1</b>	<b>110</b>	<b>573</b>

Fall 2011	Asian	Black	Hispanic	White	Total
Professor	15	99	1	29	144
Associate Professor	7	128	7	42	184
Assistant Professor	9	115	2	17	143
Instructor	1	52	2	11	66
<b>Total</b>	<b>32</b>	<b>394</b>	<b>12</b>	<b>99</b>	<b>537</b>

Fall 2012	Asian	Black	Hispanic	White	Total
Professor	15	99	1	29	144
Associate Professor	7	128	8	43	186
Assistant Professor	10	110	3	17	140
Instructor	1	65	2	12	80
<b>Total</b>	<b>33</b>	<b>402</b>	<b>14</b>	<b>101</b>	<b>550</b>



## Instructional Faculty by Class Code and Gender

	Fall 2010			Fall 2011			Fall 2012		
	Female	Male	All	Female	Male	All	Female	Male	All
Professor	47	112	159	41	103	144	37	107	144
Associate Professor	83	97	180	91	93	184	94	92	186
Assistant Professor	89	76	165	77	66	143	69	71	140
Instructor	42	27	69	41	25	66	52	28	80
<b>All</b>	<b>261</b>	<b>312</b>	<b>573</b>	<b>250</b>	<b>287</b>	<b>537</b>	<b>252</b>	<b>298</b>	<b>550</b>

## Instructional Faculty by Tenure Status

	Fall 2010			Fall 2011			Fall 2012		
	Female	Male	All	Female	Male	All	Female	Male	All
Tenured	97	181	278	98	178	276	93	175	268
Non-Tenured, Tenure-Earning	92	61	153	83	47	130	77	52	129
Not Tenured, Not Tenure Earning	72	70	142	69	62	131	82	71	153
<b>Total</b>	<b>261</b>	<b>312</b>	<b>573</b>	<b>250</b>	<b>287</b>	<b>537</b>	<b>252</b>	<b>298</b>	<b>550</b>

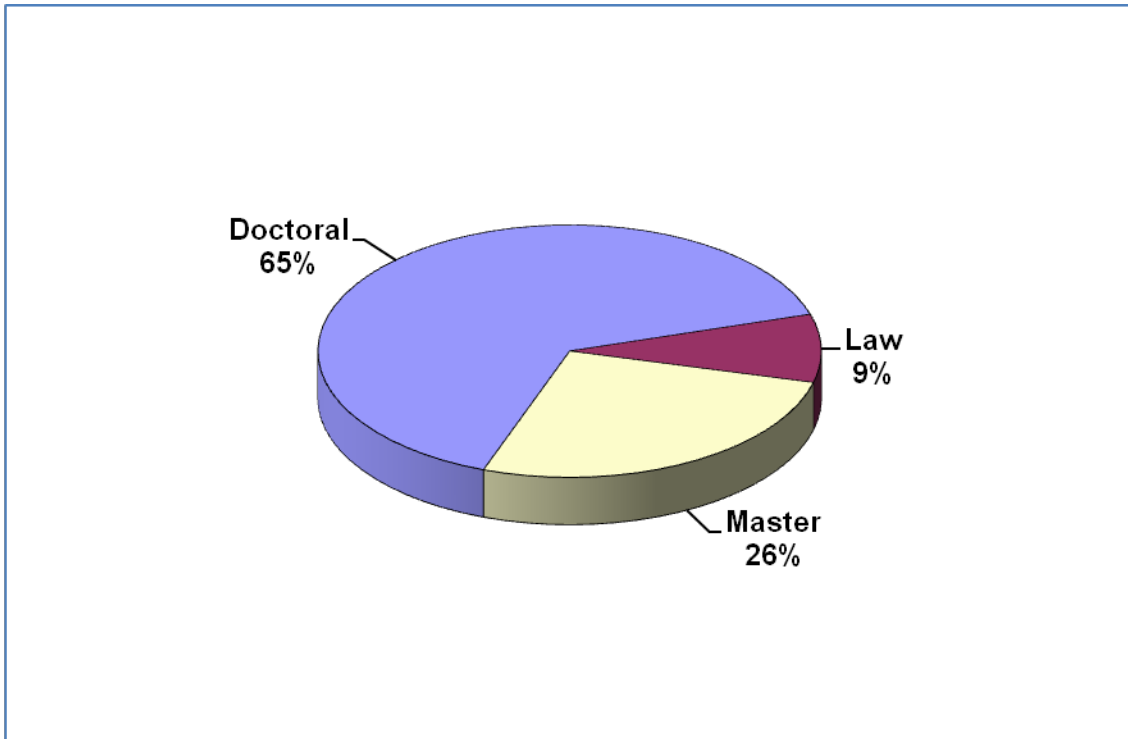
## Instructional Faculty's Salary - Fall 2012 (source:AAUP)

	MEN					WOMEN				
Academic Rank	Number of Faculty	Total Contracted Salaries (\$)	Not Tenure-Track	On Tenure-Track	Tenured	Number of Faculty	Total Contracted Salaries (\$)	Not Tenure-Track	On Tenure-Track	Tenured
<b>Faculty on 9-Month Contracts</b>										
Professor	63	6,115,047	4	1	58	22	2,022,000	0	1	21
Associate	67	5,111,696	2	17	48	64	4,858,165	5	23	36
Assistant	53	3,179,922	27	22	4	46	2,824,440	24	21	1
Instructor	20	1,110,437	20	0	0	33	1,816,749	31	2	0
<b>TOTAL</b>	<b>203</b>	<b>15,517,102</b>	<b>53</b>	<b>40</b>	<b>110</b>	<b>165</b>	<b>11,521,354</b>	<b>60</b>	<b>47</b>	<b>58</b>
<b>Faculty on 12-Month Contracts</b>										
Professor	44	5,204,204	0	0	44	15	1,539,567	1	0	14
Associate	25	2,457,105	2	4	19	30	2,883,086	0	11	19
Assistant	18	1,378,830	8	8	2	23	1,759,920	4	17	2
Instructor	8	524,037	8	0	0	19	1,284,589	17	2	0
<b>TOTAL</b>	<b>95</b>	<b>9,564,176</b>	<b>18</b>	<b>12</b>	<b>65</b>	<b>87</b>	<b>7,467,162</b>	<b>22</b>	<b>30</b>	<b>35</b>





## Instructional Faculty by Rank and Highest Degree Earned Fall 2012



Class Code	Class Code Title	Doctoral	Law	Master	Total
9001	Professor	116	16	12	144
9002	Associate Professor	151	13	22	186
9003	Assistant Professor	79	5	56	140
9004	Instructor	10	14	56	80
<b>Total</b>		<b>356</b>	<b>48</b>	<b>146</b>	<b>550</b>

## Average Age of Instructional Faculty by Rank Fall 2012

Class Code	Class Code Title	Average Age
9001	Professor	60
9002	Associate Professor	53
9003	Assistant Professor	44
9004	Instructor	45
All		51

## Average Number of Years Employed Instructional Faculty by Rank Fall 2012

Class Code	Class Code Title	Average # Years Employed
9001	Professor	18
9002	Associate Professor	13
9003	Assistant Professor	4
9004	Instructor	6
All		11